



# *AYERS*

## *Accountability Manual*

*September 2016*



# ***AYERS***

## ***Accountability Manual***

***Due to Lead Counsel for the Private Plaintiffs  
and Counsel for the United States October 1, 2016***

**AYERS ACCOUNTABILITY MANUAL  
TABLE OF CONTENTS**

<b>I.</b>	<b>Introduction</b>	<b>1</b>
<b>II.</b>	<b>Settlement Funds</b>	<b>2</b>
	Capital Improvement Funding	
	Settlement Funding Excluding Capital Improvements	
<b>III.</b>	<b>Enrollment</b>	<b>10</b>
	Institutional Enrollments by Race	
<b>IV.</b>	<b>Summer Developmental Program</b>	<b>12</b>
	Enrollment Data	
	Grant Funding Data	
<b>V.</b>	<b>Capital Improvements</b>	<b>26</b>
	Capital Improvement Projects Status Report	
<b>VI.</b>	<b>Academic Programs</b>	<b>27</b>
	Academic Programs Status of Funding	
<b>VII.</b>	<b>Endowment</b>	<b>31</b>
	Public and Private Endowment Income Distribution	
	<b>Appendix A. Settlement Agreement</b>	



# **I. INTRODUCTION**

## INTRODUCTION

In accordance with the *Ayers* Settlement Agreement, Section X. G. Disclosure of Agreement Implementation, *no later than October 1 of each year*, the Board, through counsel, shall provide to lead counsel for the private plaintiffs and counsel for the United States line item reports reflecting the following:

### **Settlement Funds (Bonds for Capital Improvements and Other Funds)**

- (i) *Ayers* bond revenues and settlement funds requested;
- (ii) *Ayers* bond revenues and settlement funds obtained;
- (iii) *Ayers* bond revenues and settlement funds expended;

### **Enrollment**

- (iv) Institutional enrollments by race at each public university;

### **Summer Developmental Program**

- (v) by race and university, the number of participants in the summer program, the number of participants satisfactorily completing the program, and the number of successful participants enrolling in the following fall term;
- (vi) by race and university, the number of persons receiving funding pursuant to Section II of the Agreement, the total amount of funding received by each university and the standards used in distributing the funds;

### **Capital Improvements**

- (vii) by university, the facilities projects receiving funding under Section V of the Agreement, together with identification of those projects completed;

### **Academic Programs**

- (viii) by university, the academic programs receiving funding under Section VI (b) of the Agreement; and

### **Endowment**

- (ix) the amount of private endowment raised and the amounts of public and private endowment income distributed to each university pursuant to Section IV of the Agreement.

Such annual disclosures will address the specified items regarding the immediately preceding fiscal year and will also include a cumulative summary of such items to date.

## Settlement Funds

Settlement Funds

Settlement Funds

Settlement Funds

Settlement Funds

Settlement Funds

Settlement Funds

Settlement Funds

Settlement Funds

Settlement Funds

Settlement Funds

Settlement Funds

Settlement Funds

Settlement Funds

Settlement Funds

Settlement Funds

Settlement Funds

Settlement Funds

Settlement Funds

Settlement Funds

Settlement Funds

Settlement Funds

Settlement Funds

Settlement Funds

Settlement Funds

Settlement Funds

Settlement Funds

Settlement Funds

Settlement Funds

Settlement Funds

Settlement Funds

Settlement Funds

Settlement Funds

## **II. SETTLEMENT FUNDS**

**CAPITAL IMPROVEMENT FUNDING**  
**Bond Revenues Requested, Obtained and Expended**

**Disclosure Sections (i), (ii), and (iii)**



## ***Capital Improvement Funding***

**SUMMARY of Bond Revenues for Capital Improvements Requested, Obtained, and Expended**  
**Disclosure Sections (i), (ii), and (iii)**

Institution	Number of Projects	Bond Revenues		
		REQUESTED	OBTAINED <sup>1</sup>	EXPENDED
Alcorn State University	6 Projects	\$25,100,000	\$25,078,968	\$25,078,968
Jackson State University	2 Projects	23,300,000	23,296,628	23,296,628
Mississippi Valley State University	4 Projects	26,600,000	26,545,919	26,545,919
Bond Issuance Costs			78,485	78,485
<b>TOTALS</b>	<b>12 PROJECTS</b>	<b>\$75,000,000</b>	<b>\$75,000,000</b>	<b>\$75,000,000</b>

<sup>1</sup> All Ayers bonds have been *sold* by the Bond Commission. Expenditure activity represents costs incurred and paid from cash originating from Ayers bond sales. All Ayers funds provided for the implementation of capital improvement projects have been expended as of the close of fiscal year 2014.

**Bond Revenues for Capital Improvements Requested, Obtained and Expended**

*Disclosure Sections (i), (ii), (iii)*

*Institution: Alcorn State University (ASU)*

Project Number	Project Description/Senate Bill Numbers	Ayers Bond Revenues REQUESTED	Ayers Bond Revenues OBTAINED	Ayers Bond Revenues EXPENDED
I. GS #101-254	Bio-Technology Building, Lorman	12,400,000		
	S3158, L'01		3,930,817	3,930,817
	S3197, L'02		3,719,183	3,719,183
	S2988, L'03		3,400,000	3,400,000
	S2010, L'04		1,337,829	1,337,829
<b>Project Subtotal</b>		<b>12,400,000</b>	<b>12,387,829</b>	<b>12,387,829</b>
II. GS#101-258 GS# 101-269	Dumas Hall Renovation, Lorman	4,739,004		
	S3158, L'01		156,727	156,727
	S2988, L'03		300,000	300,000
	S2010, L'04		4,279,247	4,279,247
	<b>Project Subtotal</b>	<b>4,739,004</b>	<b>4,735,974</b>	<b>4,735,974</b>
III. GS#101-255	Fine Arts Facility, Lorman	7,717,912		
	S3158, L'01		800,755	800,755
	S3197, L'02		1,229,252	1,229,252
	S2988, L'03		1,030,000	1,030,000
	S2010, L'04		4,652,076	4,652,076
<b>Project Subtotal</b>		<b>7,717,912</b>	<b>7,712,083</b>	<b>7,712,083</b>
IV. GS#101-198	Fine Arts Facility, Natchez	0		
	<b>PROJECT CANCELLED</b>		0	0
<b>Project Subtotal</b>		<b>0</b>	<b>0</b>	<b>0</b>
V. GS#101-250	Furniture and Equipment for MBA Program in Natchez	243,084		
	S3158, L'01		242,518	242,518
	S2010, L'04		566	566
	<b>Project Subtotal</b>	<b>243,084</b>	<b>243,083</b>	<b>243,083</b>
VI. GS#101-214	Ayers Improvements SB 2010, L'04	0		
	Purchase of Property to Improve Security and Access, Lorman		0	0
	<b>Project Subtotal</b>	<b>0</b>	<b>0</b>	<b>0</b>
<b>6 Projects</b>	<b>ASU TOTAL</b>	<b>\$25,100,000</b>	<b>\$25,078,968</b>	<b>\$25,078,968</b>

**Note 1:** ASU has expended all Ayers Funds.

**Bond Revenues for Capital Improvements Requested, Obtained and Expended  
Disclosure Sections (i), (ii), (iii)**

**Institution: Jackson State University (JSU)**

<b>Project Number</b>	<b>Project Description/Senate Bill Numbers</b>	<b>Ayers Bond Revenues REQUESTED</b>	<b>Ayers Bond Revenues OBTAINED</b>	<b>Ayers Bond Revenues EXPENDED</b>
<b>I. GS#103-200</b>	<b>Allstate Building Purchase</b>	<b>3,300,000</b>		
	<b>S3158, L'01</b>		<b>3,300,000</b>	<b>3,300,000</b>
	<b>Project Subtotal</b>	<b>3,300,000</b>	<b>3,300,000</b>	<b>3,300,000</b>
<b>II. GS#103-179 GS#103-240 GS#103-245</b>	<b>Engineering School</b>	<b>20,000,000</b>		
	<b>S3158, L'01</b>		<b>5,710,000</b>	<b>5,710,000</b>
	<b>S3197, L'02</b>		<b>5,800,000</b>	<b>5,800,000</b>
	<b>S2988, L'03</b>		<b>8,199,055</b>	<b>8,199,055</b>
	<b>S2010 L'04</b>		<b>287,573</b>	<b>287,573</b>
<b>Project Subtotal</b>		<b>20,000,000</b>	<b>19,996,628</b>	<b>19,996,628</b>
<b>2 Projects</b>	<b>JSU TOTAL</b>	<b>\$23,300,000</b>	<b>\$23,296,628</b>	<b>\$23,296,628</b>

**Note 1: JSU has expended all Ayers Funds.**

**Bond Revenues for Capital Improvements Requested, Obtained and Expended**

**Disclosure Sections (i), (ii), (iii)**

**Institution: Mississippi Valley State University (MVSU)**

<b>Project Number</b>	<b>Project Description/Senate Bill Numbers</b>	<b>Ayers Bond Revenues REQUESTED</b>	<b>Ayers Bond Revenues OBTAINED</b>	<b>Ayers Bond Revenues EXPENDED</b>
<b>I. GS#106-199 (Phase I) GS#106-214 (Phase II) GS#106-216 GS#106-235</b>	<b>Landscaping and Drainage</b>	<b>3,000,000</b>		
	S3158, L'01		150,000	150,000
	S3197, L'02		350,000	350,000
	S2988 L'03		664,880	664,880
	S2010, L'04		1,793,369	1,793,369
<b>Project Subtotal</b>		<b>3,000,000</b>	<b>2,958,249</b>	<b>2,958,249</b>
<b>II. GS#106-201 and GS#106-205</b>	<b>Library Enhancements</b>	<b>8,500,000</b>		
	S3158, L'01		200,000	200,000
	S3197, L'02		290,707	290,707
	S2988, L'03		350,000	350,000
	S2010, L'04		7,659,293	7,659,293
<b>Project Subtotal</b>		<b>8,500,000</b>	<b>8,500,000</b>	<b>8,500,000</b>
<b>III. GS#106-198 GS#106-206 GS#106-210</b>	<b>Science and Technology Building</b>	<b>15,100,000</b>		
	S3158, L'01		500,000	500,000
	S3197, L'02		3,609,293	3,609,293
	S2988, L'03		1,002,120	1,002,120
	S2010, L'04		9,976,257	9,976,257
<b>Project Subtotal</b>		<b>15,100,000</b>	<b>15,087,670</b>	<b>15,087,670</b>
<b>IV. GS#106-179</b>	<b>Improvements</b> Funds will be allocated to approved projects as needed			
	S2010, L'04	0	0	0
<b>4 Projects</b>	<b>MVSU TOTAL</b>	<b>\$26,600,000</b>	<b>\$26,545,919</b>	<b>\$26,545,919</b>

**Note 1: MVSU has obligated and expended all Ayers funds.**

***Settlement Funding  
Excluding Capital Improvements***

**SETTLEMENT FUNDING *EXCLUDING* CAPITAL IMPROVEMENTS  
Settlement Funds Requested, Obtained and Expended**

**Disclosure Sections (i), (ii), and (iii)**

**SETTLEMENT FUNDS EXCLUDING CAPITAL IMPROVEMENTS**  
**Requested, Obtained, and Expended-Disclosure Sections (i), (ii), and (iii)**  
**FY 2016**

<b>Description</b>	<b>Requested</b>	<b>Obtained <sup>1</sup></b>	<b>Expended</b>
<b>I. PROGRAM FUNDS</b>			
Alcorn State University	\$ 2,900,000	\$ 2,900,000	\$ 2,900,000
Jackson State University	7,667,000	7,830,504	7,530,749
Mississippi Valley State University	2,900,000	3,074,371	2,848,181
<b>Ayers Programs Total</b>	<b>13,467,000</b>	<b>13,804,875</b>	<b>13,278,930</b>
<b>II. OTHER FUNDS</b>			
Summer Developmental Programs Grant	0	0	0
Ayers Endowment	5,000,000	5,000,000	5,000,000
<b>Other Funds Total</b>	<b>5,000,000</b>	<b>5,000,000</b>	<b>5,000,000</b>
<b>III. CATCH-UP FUNDS</b>			
Alcorn State University	0	0	0
Jackson State University	0	0	0
Mississippi Valley State University	0	0	0
Program Funding-Catch-up	0	0	0
Summer Developmental Programs Grant-Catch-up	0	0	0
Ayers Endowment-Catch-up	0	0	0
<b>Catch-Up Funds Total</b>	<b>0</b>	<b>0</b>	<b>0</b>
<b>SUBTOTAL</b>	<b>18,467,000</b>	<b>18,804,875</b>	<b>18,278,930</b>
<b>IV. ENDOWMENT INTEREST</b>			
Managed by State Treasury	900,000	0	0
Managed by Board of Trustees (Public & Private)	0	1,162,235	932,969
Managed by ASU (Public & Private)	0	265,870	265,870
<b>Endowment Interest Total</b>	<b>900,000</b>	<b>1,428,105</b>	<b>1,198,839</b>
<b>GRAND TOTAL</b>	<b>\$ 19,367,000</b>	<b>\$ 20,232,980</b>	<b>\$ 19,477,769</b>

<sup>1</sup> the FY 2016 obtained figures for JSU and MVSU include unspent Ayers funds from prior years that were subsequently carried over and re-appropriated by the legislature.

**Ayers Settlement Funds Excluding Facilities**  
**CUMULATIVE Requested, Obtained, and Expended**  
**FY 2002 through FY 2016 (as of August 31, 2016)**

<b>Description</b>	<b>Requested</b>	<b>Obtained</b>	<b>Expended</b>
Alcorn State University	\$ 56,974,000	\$ 48,144,368	\$ 47,323,000
Jackson State University	155,138,000	154,505,976	152,766,739
Mississippi Valley State University	57,448,000	50,599,642	47,807,260
<b>Ayers Programs <sup>1</sup></b>	<b>269,560,000</b>	<b>253,249,986</b>	<b>247,896,999</b>
Alcorn State University	3,600,000	3,600,000	3,600,000
Mississippi Valley State University	3,600,000	3,600,000	3,600,000
<b>Ayers Reappropriation-Reinstatement of Funds Cut by State in FY 2001 and FY 2002</b>	<b>7,200,000</b>	<b>7,200,000</b>	<b>7,200,000</b>
<b>Attorney Fees</b>	<b>5,750,000</b>	<b>2,250,000</b>	<b>2,250,000</b>
<b>Summer Developmental Programs Grant <sup>3</sup></b>	<b>8,750,000</b>	<b>6,500,000</b>	<b>6,500,000</b>
<b>Ayers Endowment</b>	<b>70,000,000</b>	<b>55,000,000</b>	<b>55,000,000</b>
<b>CATCH-UP REQUEST<sup>2</sup></b>			
Alcorn State University	11,392,500	0	0
Jackson State University	3,806,250	0	0
Mississippi Valley State University	10,503,750	0	0
<b>Program Funding-Catch-up</b>	<b>25,702,500</b>	<b>0</b>	<b>0</b>
<b>Summer Developmental Programs Grant-Catch-up</b>	<b>2,812,500</b>	<b>0</b>	<b>0</b>
<b>Ayers Endowment-Catch-up</b>	<b>20,000,000</b>	<b>0</b>	<b>0</b>
<b>Total Catch-up Request</b>	<b>48,515,000</b>	<b>0</b>	<b>0</b>
<b>TOTAL</b>	<b>409,775,000</b>	<b>324,199,986</b>	<b>318,846,999</b>
<b>Ayers Interest <sup>3</sup></b>	<b>14,482,000</b>	<b>14,864,711</b>	<b>14,189,433</b>
<b>GRAND TOTAL</b>	<b>\$424,257,000</b>	<b>\$339,064,697</b>	<b>\$333,036,432</b>
<sup>1</sup> Ayers academic program Settlement funding began in FY 2006, which is the first fiscal year in which the Legislature appropriated Ayers academic program funding after the conclusion of the Settlement and appeals in the Ayers case. <sup>2</sup> Includes correction to amount reported as Catch-Up Funds for FY 2011. <sup>3</sup> Includes correction to prior year amount.			



AYERS SETTLEMENT FUNDS EXCLUDING FACILITIES Requested, Obtained and Expended FY 2002 through FY 2005												
	FY 2002 Requested	FY 2002 Obtained	FY 2002 Expended	FY 2003 Requested	FY 2003 Obtained	FY 2003 Expended	FY 2004 Requested	FY 2004 Obtained	FY 2004 Expended	FY 2005 Requested	FY 2005 Obtained	FY 2005 Expended
<b>I. PROGRAM FUNDS</b>												
Alcorn State University	\$ 3,112,000	\$ 1,337,000	\$ 1,337,000	\$ 4,350,000	\$ 1,312,000	\$ 1,312,000	\$ 1,312,000	\$ 1,312,000	\$ 1,298,499	\$ 4,350,000	\$ 1,312,000	\$ 1,312,000
Jackson State University	10,485,000	10,485,000	10,485,000	11,500,000	10,485,000	10,485,000	10,485,000	10,485,000	10,353,537	11,500,000	10,485,000	10,485,000
Mississippi Valley State University	3,349,000	1,574,000	1,574,000	4,350,000	1,549,000	1,549,000	3,349,000	1,549,000	1,549,000	4,350,000	1,549,000	1,549,000
Ayers Programs	18,948,000	13,396,000	13,396,000	20,200,000	13,346,000	13,346,000	18,948,000	13,346,000	13,261,036	20,200,000	13,346,000	13,346,000
Alcorn State University	0	0	0	3,600,000	3,600,000	3,600,000	513,214	0	2,414,602	0	0	672,184
Mississippi Valley State University	0	0	0	3,600,000	3,600,000	3,600,000	750,431	0	1,758,477	0	0	1,091,952
Ayers Reappropriation-Instrument of Fidei Cui by Issues in FY 2001 and FY 2002	0	0	0	0	0	0	0	0	0	0	0	0
<b>II. OTHER FUNDS</b>												
Attorney Fees	1,000,000	0	0	0	0	0	1,250,000	0	0	1,000,000	1,000,000	1,000,000
Summer Developmental Programs Grant	500,000	0	0	500,000	0	0	500,000	0	0	500,000	500,000	500,000
Ayers Endowment	5,000,000	0	0	5,000,000	0	0	5,000,000	0	0	5,000,000	5,000,000	5,000,000
Other Funds Total	6,500,000	0	0	5,500,000	0	0	6,750,000	0	0	6,500,000	1,000,000	1,000,000
<b>III. CATCH-UP FUNDS</b>												
Catch-Up Funds Total	0	0	0	0	0	0	0	0	0	0	0	0
<b>IV. ENDOWMENT INTEREST</b>												
Managed by State Treasury	23,448,000	13,396,000	13,396,000	37,900,000	20,548,000	14,695,443	23,888,000	13,346,000	17,374,115	28,700,000	14,348,000	16,109,276
Managed by Board of Trustees (Public & Private)	900,000	900,000	900,000	1,472,000	900,000	900,000	1,010,000	900,000	821,520	1,200,000	450,000	450,000
Managed by ASU (Public & Private)	0	0	0	0	0	0	0	0	0	0	0	0
Endowment Interest Total	900,000	900,000	900,000	1,472,000	900,000	900,000	1,010,000	900,000	821,520	1,200,000	450,000	450,000
<b>GRAND TOTAL</b>	<b>\$24,348,000</b>	<b>\$14,296,000</b>	<b>\$14,296,000</b>	<b>\$34,372,000</b>	<b>\$21,446,000</b>	<b>\$15,595,443</b>	<b>\$24,706,000</b>	<b>\$14,246,000</b>	<b>\$18,202,635</b>	<b>\$27,900,000</b>	<b>\$14,796,000</b>	<b>\$18,555,276</b>
Ayers Interest obtained reflects actual earnings available for the fiscal year												
Requested, Obtained and Expended FY 2006 through FY 2009												
	FY 2006 Requested	FY 2006 Obtained	FY 2006 Expended	FY 2007 Requested	FY 2007 Obtained	FY 2007 Expended	FY 2008 Requested	FY 2008 Obtained	FY 2008 Expended	FY 2009 Requested	FY 2009 Obtained	FY 2009 Expended
<b>I. PROGRAM FUNDS</b>												
Alcorn State University	4,350,000	4,350,000	4,350,000	4,350,000	4,350,000	4,350,000	4,350,000	4,350,000	4,350,000	4,350,000	4,350,000	4,350,000
Jackson State University	11,500,000	11,500,000	11,500,000	11,477,962	11,477,962	11,477,962	11,500,000	11,500,000	11,500,000	11,500,000	11,500,000	11,500,000
Mississippi Valley State University	4,350,000	4,350,000	4,350,000	4,350,000	4,350,000	4,350,000	4,350,000	4,350,000	4,350,000	4,350,000	4,350,000	4,350,000
Ayers Programs	20,200,000	20,200,000	20,200,000	19,774,471	19,774,471	19,774,471	20,200,000	20,200,000	19,833,320	20,200,000	20,200,000	20,200,000
Alcorn State University	0	0	0	0	0	0	0	0	0	0	0	0
Mississippi Valley State University	0	0	0	0	0	0	0	0	0	0	0	0
Ayers Reappropriation	0	0	0	0	0	0	0	0	0	0	0	0
<b>II. OTHER FUNDS</b>												
Attorney Fees	1,250,000	0	0	1,250,000	1,250,000	1,250,000	0	0	0	0	0	0
Summer Developmental Programs Grant <sup>1</sup>	500,000	0	0	500,000	500,000	500,000	500,000	500,000	500,000	500,000	500,000	500,000
Ayers Endowment	5,000,000	5,000,000	5,000,000	5,000,000	5,000,000	5,000,000	5,000,000	5,000,000	5,000,000	5,000,000	5,000,000	5,000,000
Other Funds Total	6,750,000	5,000,000	5,000,000	6,750,000	6,750,000	6,750,000	5,500,000	5,500,000	5,500,000	5,500,000	5,500,000	5,500,000
<b>III. CATCH-UP FUNDS</b>												
Catch-Up Funds Total	0	0	0	0	0	0	0	0	0	0	0	0
<b>IV. ENDOWMENT INTEREST</b>												
Managed by State Treasury	23,448,000	25,750,000	25,750,000	37,940,500	28,950,000	28,474,471	34,833,000	25,700,000	25,183,330	34,465,500	25,700,000	25,513,912
Managed by Board of Trustees (Public & Private)	900,000	900,000	900,000	900,000	900,000	900,000	900,000	900,000	900,000	900,000	900,000	900,000
Managed by ASU (Public & Private)	0	0	0	0	0	0	0	0	0	0	0	0
Endowment Interest Total	900,000	900,000	900,000	900,000	900,000	900,000	900,000	900,000	900,000	900,000	900,000	900,000
<b>GRAND TOTAL</b>	<b>\$34,498,000</b>	<b>\$26,254,000</b>	<b>\$26,254,000</b>	<b>\$38,740,500</b>	<b>\$27,348,741</b>	<b>\$26,873,212</b>	<b>\$37,553,000</b>	<b>\$26,517,140</b>	<b>\$25,888,962</b>	<b>\$37,385,500</b>	<b>\$27,219,278</b>	<b>\$27,030,237</b>

<sup>1</sup> Ayers Interest obtained reflects actual earnings available for the fiscal year

<sup>2</sup> The FY 2008 expended figures were corrected.

# AYERS SETTLEMENT FUNDS EXCLUDING FACILITIES

Requested, Obtained and Expended  
FY 2010 through FY 2013

Description	FY 2010 Requested	FY 2010 Obtained	FY 2010 Expended	FY 2011 Requested	FY 2011 Obtained	FY 2011 Expended	FY 2012 Requested	FY 2012 Obtained	FY 2012 Expended	FY 2013 Requested	FY 2013 Obtained	FY 2013 Expended
<b>I. PROGRAM FUNDS</b>												
Alcorn State University	4,350,000	4,350,000	4,350,000	4,350,000	4,350,000	4,350,000	4,350,000	4,350,000	4,350,000	2,900,000	2,900,000	3,721,306
Jackson State University	11,500,000	11,500,000	11,500,000	11,500,000	11,500,000	11,500,000	11,500,000	11,500,000	10,820,000	7,667,000	8,023,321	7,824,874
Mississippi Valley State University	4,350,000	4,350,000	3,667,454	4,350,000	4,021,316	4,350,000	4,350,000	4,350,000	3,833,179	2,900,000	4,259,861	3,981,731
Ayers Programs	20,200,000	20,200,000	19,317,438	20,200,000	20,200,000	19,668,472	20,200,000	20,200,000	19,003,624	13,487,000	18,304,234	15,312,715
Alcorn State University	0	0	0	0	0	0	0	0	0	0	0	0
Mississippi Valley State University	0	0	0	0	0	0	0	0	0	0	0	0
Ayers Reappropriation	0	0	0	0	0	0	0	0	0	0	0	0
<b>II. OTHER FUNDS</b>												
Attorney Fees	500,000	750,000	750,000	750,000	750,000	750,000	750,000	750,000	750,000	750,000	750,000	750,000
Summer Developmental Programs Grant	5,000,000	5,000,000	5,000,000	5,000,000	5,000,000	5,000,000	5,000,000	5,000,000	5,000,000	5,000,000	5,000,000	5,000,000
Ayers Endowment	5,500,000	5,750,000	5,750,000	5,750,000	5,750,000	5,750,000	5,750,000	5,750,000	5,750,000	5,750,000	5,750,000	5,750,000
Other Funds Total	10,750,000	23,500,000	23,500,000	23,500,000	23,500,000	23,500,000	23,500,000	23,500,000	23,500,000	23,500,000	23,500,000	23,500,000
<b>CATCH UP FUNDS**</b>												
Catch-Up Funds Total	38,487,500	38,487,500	38,487,500	38,487,500	38,487,500	38,487,500	38,487,500	38,487,500	38,487,500	38,487,500	38,487,500	38,487,500
<b>SUBTOTAL</b>	<b>10,750,000</b>	<b>23,500,000</b>	<b>23,500,000</b>	<b>23,500,000</b>	<b>23,500,000</b>	<b>23,500,000</b>	<b>23,500,000</b>	<b>23,500,000</b>	<b>23,500,000</b>	<b>23,500,000</b>	<b>23,500,000</b>	<b>23,500,000</b>
<b>IV. ENDOWMENT INTEREST</b>												
Managed by State Treasury	900,000	748,370	873,270	900,000	821,840	873,270	900,000	821,840	873,270	900,000	821,840	873,270
Managed by Board of Trustees (Public & Private)	0	738,892	821,316	0	555,287	555,287	0	555,287	555,287	0	555,287	555,287
Managed by ASU (Public & Private)	0	11,848	72,022	0	154,336	84,471	0	129,484	40,344	0	177,835	281,984
Endowment Interest Total	900,000	1,499,110	1,766,608	900,000	1,531,463	1,508,928	900,000	1,531,463	1,463,081	900,000	1,531,463	1,463,081
<b>GRAND TOTAL</b>	<b>\$37,365,500</b>	<b>\$27,448,730</b>	<b>\$26,634,138</b>	<b>\$26,850,000</b>	<b>\$27,100,663</b>	<b>\$26,563,272</b>	<b>\$26,850,000</b>	<b>\$26,974,948</b>	<b>\$26,624,275</b>	<b>\$20,117,000</b>	<b>\$22,804,998</b>	<b>\$22,519,756</b>

\*Ayers interest obtained reflects actual savings available for the fiscal year

\*\*The FY 2013 obtained figure includes unspent Ayers funds from prior years that were subsequently carried over and re-appropriated by the legislature.

Requested, Obtained and Expended  
FY 2014 through FY 2017 (as of August 31, 2018)

Description	FY 2014 Requested	FY 2014 Obtained	FY 2014 Expended	FY 2015 Requested	FY 2015 Obtained	FY 2015 Expended	FY 2016 Requested	FY 2016 Obtained	FY 2016 Expended	FY 2017 Requested	FY 2017 Obtained	FY 2017 Expended
<b>I. PROGRAM FUNDS</b>												
Alcorn State University	2,900,000	2,900,000	2,900,000	2,900,000	2,900,000	2,900,000	2,900,000	2,900,000	2,900,000	2,900,000	2,900,000	2,900,000
Jackson State University	7,667,000	8,346,500	8,182,096	7,667,000	7,865,648	7,824,143	7,667,000	7,830,504	7,530,710	7,667,000	7,708,504	7,708,504
Mississippi Valley State University	2,900,000	3,416,872	3,242,502	2,900,000	3,177,830	2,820,733	2,900,000	3,074,371	2,845,181	2,900,000	3,137,551	3,137,551
Ayers Programs	13,487,000	14,653,272	14,324,622	13,487,000	13,943,483	13,684,432	13,487,000	13,804,871	13,278,930	13,487,000	13,748,951	13,748,951
Alcorn State University	0	0	0	0	0	0	0	0	0	0	0	0
Mississippi Valley State University	0	0	0	0	0	0	0	0	0	0	0	0
Ayers Reappropriation	0	0	0	0	0	0	0	0	0	0	0	0
<b>II. OTHER FUNDS</b>												
Attorney Fees	750,000	750,000	750,000	750,000	750,000	750,000	750,000	750,000	750,000	750,000	750,000	750,000
Summer Developmental Programs Grant	5,000,000	5,000,000	5,000,000	5,000,000	5,000,000	5,000,000	5,000,000	5,000,000	5,000,000	5,000,000	5,000,000	5,000,000
Ayers Endowment	5,750,000	5,750,000	5,750,000	5,750,000	5,750,000	5,750,000	5,750,000	5,750,000	5,750,000	5,750,000	5,750,000	5,750,000
Other Funds Total	13,500,000	18,500,000	18,500,000	18,500,000	18,500,000	18,500,000	18,500,000	18,500,000	18,500,000	18,500,000	18,500,000	18,500,000
<b>CATCH UP FUNDS**</b>												
Catch-Up Funds Total	19,217,000	20,413,272	20,073,492	19,217,000	19,833,483	19,114,432	19,217,000	18,804,871	18,778,930	18,487,000	18,748,951	18,748,951
<b>SUBTOTAL</b>	<b>13,500,000</b>	<b>20,413,272</b>	<b>20,073,492</b>	<b>19,217,000</b>	<b>19,833,483</b>	<b>19,114,432</b>	<b>19,217,000</b>	<b>18,804,871</b>	<b>18,778,930</b>	<b>18,487,000</b>	<b>18,748,951</b>	<b>18,748,951</b>
<b>IV. ENDOWMENT INTEREST</b>												
Managed by State Treasury	900,000	3,498	3,498	900,000	100,844	100,844	900,000	100,844	932,949	900,000	899,853	932,949
Managed by Board of Trustees (Public & Private)	0	774,844	785,134	0	943,828	812,717	0	785,870	245,870	0	354,384	354,384
Managed by ASU (Public & Private)	0	171,206	186,510	0	177,941	239,032	0	245,870	245,870	0	430,733	430,733
Managed by JSU (Public & Private)	0	0	0	0	0	0	0	0	0	0	0	0
Endowment Interest Total	900,000	949,748	975,142	900,000	1,242,852	1,152,832	900,000	1,242,852	1,184,832	900,000	1,681,062	1,681,062
<b>GRAND TOTAL</b>	<b>\$20,117,000</b>	<b>\$21,362,114</b>	<b>\$21,053,632</b>	<b>\$20,117,000</b>	<b>\$20,936,138</b>	<b>\$20,567,081</b>	<b>\$19,367,000</b>	<b>\$20,232,980</b>	<b>\$19,477,769</b>	<b>\$19,367,000</b>	<b>\$20,427,059</b>	<b>\$20,427,059</b>

\*Ayers interest obtained reflects actual savings available for the fiscal year

\*\*The FY 2014, FY 2015, and FY 2016 obtained figures include unspent Ayers funds from prior years that were subsequently carried over and re-appropriated by the legislature.

\*\*The FY 2017 obtained figure was corrected.

\*\*Correction to amount previously reported for Catch-Up Funds for FY 2011.

Note 1: The FY 2016 funding has been appropriated by the Mississippi Legislature but has not been drawn down (expended) as of report date.

## Enrollment

10/1/2020

10/1/2020

10/1/2020

10/1/2020

10/1/2020

10/1/2020

10/1/2020

10/1/2020

10/1/2020

10/1/2020

10/1/2020

10/1/2020

10/1/2020

10/1/2020

10/1/2020

10/1/2020

10/1/2020

10/1/2020

10/1/2020

### **III. ENROLLMENT**

**Institutional Enrollments by Race at each Public University**

**Disclosure Section (iv)**

**Institutional Enrollments By Race at Each Public University**  
**Unduplicated Headcount-Academic Year 2015-2016**  
**ENROLLMENT PERCENTAGES PROVIDED FOR THE HBUs**  
*Disclosure Section (iv)*

Institution	Race	Academic Year 2015-16
Alcorn State University	WHITE	169
	BLACK	3,710
	OTHER	190
	UNKNOWN	0
	<b>UNDULICATED TOTAL</b>	<b>4,069</b>
	<b>% OTHER RACE <sup>1</sup></b>	<b>8.8%</b>
Delta State University	WHITE	3,130
	BLACK	1,862
	OTHER	399
	UNKNOWN	114
	<b>UNDULICATED TOTAL</b>	<b>5,505</b>
Jackson State University	WHITE	802
	BLACK	10,021
	OTHER	353
	UNKNOWN	0
	<b>UNDULICATED TOTAL</b>	<b>11,176</b>
	<b>% OTHER RACE <sup>1</sup></b>	<b>10.3%</b>
Mississippi State University	WHITE	16,586
	BLACK	4,682
	OTHER	1,401
	UNKNOWN	1,110
	<b>UNDULICATED TOTAL</b>	<b>23,779</b>
Mississippi University for Women	WHITE	2,120
	BLACK	1,277
	OTHER	101
	UNKNOWN	123
	<b>UNDULICATED TOTAL</b>	<b>3,621</b>
Mississippi Valley State University	WHITE	71
	BLACK	2,427
	OTHER	41
	UNKNOWN	109
	<b>UNDULICATED TOTAL</b>	<b>2,648</b>
	<b>% OTHER RACE <sup>1</sup></b>	<b>4.2%</b>
University of Mississippi <sup>2</sup>	WHITE	20,824
	BLACK	3,810
	OTHER	2,675
	UNKNOWN	326
	<b>UNDULICATED TOTAL</b>	<b>27,635</b>
University of Southern Mississippi	WHITE	10,689
	BLACK	4,619
	OTHER	1,563
	UNKNOWN	145
	<b>UNDULICATED TOTAL</b>	<b>17,016</b>
Mississippi Institutions of Higher Learning System	WHITE	54,391
	BLACK	32,408
	OTHER	6,723
	UNKNOWN	1,927
	<b>UNDULICATED TOTAL</b>	<b>95,449</b>

**Notes:**

<sup>1</sup>Calculation of *other race percentage* excludes unknown or undeclared race.

<sup>2</sup> Enrollment totals for the University of Mississippi include the Medical Center.

# Institutional Enrollments By Race at Each Public University

Unduplicated Headcount-Eight Year Comparison, OTHER RACE PERCENTAGES PROVIDED FOR HBUs  
Disclosure Section (iv)

Institution	Race <sup>1</sup>	Academic Year 2008-09	Academic Year 2009-10	Academic Year 2010-11	Academic Year 2011-12	Academic Year 2012-13	Academic Year 2013-14	Academic Year 2014-15	Academic Year 2015-16
Alcorn State University	WHITE	305	270	295	286	235	206	173	169
	BLACK	3503	3637	4016	4,460	4,203	4,092	3,861	3,710
	OTHER	54	60	75	76	74	58	91	160
	UNKNOWN	0	4	0	3	0	0	0	0
	UNDUPLICATED TOTAL	3,862	3,971	4,386	4,825	4,512	4,356	4,125	4,069
	% OTHER RACE <sup>2</sup>	9.3%	8.3%	8.4%	7.5%	8.8%	6.1%	6.4%	8.8%
Delta State University	WHITE	2849	2851	3073	3,244	3,668	3,564	3,380	3130
	BLACK	2052	2057	1964	1,942	1,999	2,006	2,079	1862
	OTHER	82	105	149	234	398	440	414	399
	UNKNOWN	5	11	45	61	64	111	89	114
	UNDUPLICATED TOTAL	4,988	5,024	5,231	5,481	6,129	6,121	5,962	5,505
	% OTHER RACE <sup>2</sup>	7.4%	7.9%	8.7%	9.4%	10.7%	10.2%	10.3%	10.3%
Jackson State University	WHITE	637	659	702	733	845	750	741	802
	BLACK	9111	9323	9202	9,503	9,527	9,658	9,898	10021
	OTHER	91	141	173	260	301	344	370	353
	UNKNOWN	0	17	2	24	0	1	3	0
	UNDUPLICATED TOTAL	9,839	10,140	10,079	10,520	10,673	10,753	10,812	11,176
	% OTHER RACE <sup>2</sup>	7.4%	7.9%	8.7%	9.4%	10.7%	10.2%	10.3%	10.3%
Mississippi State University	WHITE	14534	14847	15370	15,789	15,818	16,095	16,000	16586
	BLACK	4153	4241	4508	4,842	4,755	4,555	4,482	4682
	OTHER	615	636	1004	1,086	1,121	1,184	1,282	1401
	UNKNOWN	1018	1504	1521	1329	1178	1116	1130	1110
	UNDUPLICATED TOTAL	20,320	21,228	22,403	23,046	22,872	22,950	22,894	23,779
	% OTHER RACE <sup>2</sup>	4.3%	4.5%	4.6%	4.5%	4.3%	4.9%	5.1%	4.2%
Mississippi University for Women	WHITE	1769	1838	1900	2,023	2,052	2,027	2,145	2120
	BLACK	1035	1149	1242	1,304	1,297	1,278	1,273	1277
	OTHER	104	98	95	82	96	100	98	101
	UNKNOWN	19	38	52	36	42	50	70	123
	UNDUPLICATED TOTAL	2,927	3,123	3,289	3,445	3,487	3,455	3,586	3,621
	% OTHER RACE <sup>2</sup>	4.3%	4.5%	4.6%	4.5%	4.3%	4.9%	5.1%	4.2%
Mississippi Valley State University	WHITE	122	122	116	103	92	93	85	71
	BLACK	3211	3160	2869	2,628	2,559	2,346	2,351	2427
	OTHER	26	30	29	28	31	33	45	41
	UNKNOWN	47	68	114	124	147	121	88	109
	UNDUPLICATED TOTAL	3,406	3,380	3,128	2,883	2,829	2,593	2,569	2,648
	% OTHER RACE <sup>2</sup>	4.3%	4.5%	4.6%	4.5%	4.3%	4.9%	5.1%	4.2%
University of Mississippi <sup>3</sup>	WHITE	15551	16518	17041	17889	18253	19016	19915	20824
	BLACK	2961	3325	3749	4148	4201	4036	3827	3810
	OTHER	1176	1438	1826	2025	2178	2344	2576	2675
	UNKNOWN	763	680	323	393	434	286	294	326
	UNDUPLICATED TOTAL	20,451	21,959	22,939	24,455	25,066	25,682	26,612	27,635
	% OTHER RACE <sup>2</sup>	4.3%	4.5%	4.6%	4.5%	4.3%	4.9%	5.1%	4.2%
University of Southern Mississippi	WHITE	11656	11766	11435	11,861	11,829	11,411	10,973	10689
	BLACK	4737	5146	5145	5,382	5,444	5,033	4,682	4619
	OTHER	840	937	1082	1,283	1,372	1,566	1,538	1563
	UNKNOWN	632	800	1311	847	495	41	100	145
	UNDUPLICATED TOTAL	17,865	18,649	18,973	19,373	19,240	18,051	17,273	17,016
	% OTHER RACE <sup>2</sup>	4.3%	4.5%	4.6%	4.5%	4.3%	4.9%	5.1%	4.2%
Mississippi Institutions of Higher Learning System	WHITE	47,423	48,869	49,932	51,928	52,892	53,162	53,412	54,391
	BLACK	30,763	32,038	32,695	34,209	33,985	33,004	32,233	32,408
	OTHER	2,988	3,445	4,433	5,074	5,571	6,069	6,414	6,723
	UNKNOWN	2,484	3,122	3,368	2,817	2,360	1,726	1,774	1,927
	UNDUPLICATED TOTAL	83,658	87,474	90,428	94,028	94,808	93,961	93,833	95,449
	% OTHER RACE <sup>2</sup>	4.3%	4.5%	4.6%	4.5%	4.3%	4.9%	5.1%	4.2%

## Notes:

<sup>1</sup> Enrollment data are reported here on an academic year basis covering the 12-month academic year. This is more comprehensive than commonly reported Fall term enrollment. Further, assessments of the other-race threshold of 10% under the Settlement Agreement are based on annual enrollment data. Changing the reporting methodology does not affect the institutions or any previous determinations.

<sup>2</sup> Calculation of other race percentage excludes unknown or undeclared race.

<sup>3</sup> Enrollment totals for the University of Mississippi include the Medical Center.

**Summer Developmental  
Program**

## **IV. SUMMER DEVELOPMENTAL PROGRAM**

**Enrollment Data: By Race and University, the Number of Participants in the Summer Program, the Number of Participants Satisfactorily Completing the Program, and the Number of Successful Participants Enrolling in the Following Fall Term**

**Disclosure Section (v)**

**Grant Funding Data: By Race and University, the Number of Persons Receiving Funding Pursuant to Section II of the Agreement, the Total Amount of Funding Received by Each University, and the Standards Used in Distributing the Funds**

**Disclosure Section (vi)**



## ***Enrollment Data***

**By Race and University: the Number of Participants in the Summer Program,  
the Number of Participants Satisfactorily Completing the Program,  
and the Number of Successful Participants Enrolling in the Following Fall Term**  
*Disclosure Section (v)*

**SUMMER AND FALL OF 2016**

Institution	Participants Enrolled				Participants Successful in				Successful Participants			
	In Summer Program				Summer Program				Enrolled in the Fall			
	White	Black	Other	Total	White	Black	Other	Total	White	Black	Other	Total
ASU	0	50	0	50	0	31	0	31	--	--	--	--
DSU	0	3	0	3	0	3	0	3	--	--	--	--
JSU	0	55	0	55	0	34	0	34	--	--	--	--
MSU	0	10	0	10	0	8	0	8	--	--	--	--
MUW	0	0	0	0	0	0	0	0	--	--	--	--
MVSU	0	107	0	107	0	101	0	101	--	--	--	--
UM	0	0	0	0	0	0	0	0	--	--	--	--
USM	0	0	0	0	0	0	0	0	--	--	--	--
<b>TOTAL</b>	<b>0</b>	<b>225</b>	<b>0</b>	<b>225</b>	<b>0</b>	<b>177</b>	<b>0</b>	<b>177</b>	<b>--</b>	<b>--</b>	<b>--</b>	<b>--</b>

*Note: Data for 2016 are preliminary. Information regarding Fall 2016 enrollment are not currently available.*

**SUMMER AND FALL OF 2015**

Institution	Participants Enrolled				Participants Successful in				Successful Participants			
	In Summer Program				Summer Program				Enrolled in the Fall			
	White	Black	Other	Total	White	Black	Other	Total	White	Black	Other	Total
ASU	0	35	0	35	0	20	0	20	0	20	0	20
DSU	2	9	0	11	2	6	0	8	2	4	0	6
JSU	0	68	3	71	0	46	1	47	0	44	2	46
MSU	1	9	1	11	1	7	1	9	1	7	1	9
MUW	0	0	0	0	0	0	0	0	0	0	0	0
MVSU	0	92	1	93	0	80	0	80	0	50	1	51
UM	0	4	0	4	0	2	0	2	0	1	0	1
USM	0	16	0	16	0	10	0	10	0	10	0	10
<b>TOTAL</b>	<b>3</b>	<b>233</b>	<b>5</b>	<b>241</b>	<b>3</b>	<b>171</b>	<b>2</b>	<b>176</b>	<b>3</b>	<b>136</b>	<b>4</b>	<b>143</b>

**By Race and University: the Number of Participants in the Summer Program,  
the Number of Participants Satisfactorily Completing the Program,  
and the Number of Successful Participants Enrolling in the Following Fall Term**  
*Disclosure Section (v)*

### SUMMER AND FALL OF 2014

Institution	Participants Enrolled in Summer Program				Participants Successful in Summer Program				Successful Participants Enrolled in the Fall			
	White	Black	Other	Total	White	Black	Other	Total	White	Black	Other	Total
ASU	1	46	0	47	0	40	0	40	0	41	0	41
DSU	0	9	0	9	0	5	0	5	0	3	0	3
JSU	1	85	1	87	1	60	2	63	2	65	0	67
MSU	0	6	1	7	0	5	1	6	0	7	1	8
MUW	0	3	0	3	0	2	0	2	0	2	0	2
MVSU	0	119	0	119	0	111	0	111	0	87	3	90
UM	4	2	0	6	3	1	0	4	3	3	0	6
USM	0	7	2	9	0	7	2	9	0	12	0	12
<b>TOTAL</b>	<b>6</b>	<b>277</b>	<b>4</b>	<b>287</b>	<b>4</b>	<b>231</b>	<b>5</b>	<b>240</b>	<b>0</b>	<b>0</b>	<b>0</b>	<b>0</b>

### SUMMER AND FALL OF 2013

Institution	Participants Enrolled in Summer Program				Participants Successful in Summer Program				Successful Participants Enrolled in the Fall			
	White	Black	Other	Total	White	Black	Other	Total	White	Black	Other	Total
ASU	0	44	1	45	0	37	1	38	0	30	1	31
DSU	1	15	0	16	1	9	0	10	1	8	0	9
JSU	1	99	0	100	1	65	0	66	1	65	0	66
MSU	3	14	0	17	1	10	0	11	1	12	0	13
MUW	0	9	0	9	0	6	0	6	0	5	0	5
MVSU	0	144	0	144	0	141	0	141	0	106	0	106
UM	0	5	1	6	0	4	0	4	0	5	0	5
USM	0	1	1	2	0	1	1	2	0	3	1	4
<b>TOTAL</b>	<b>5</b>	<b>331</b>	<b>3</b>	<b>339</b>	<b>3</b>	<b>273</b>	<b>2</b>	<b>278</b>	<b>3</b>	<b>234</b>	<b>2</b>	<b>239</b>

1 student enrolled at MUW and completed the SDP there before enrolling at UM.

2 students enrolled at JSU and completed the SDP there before enrolling at USM.

**By Race and University: the Number of Participants in the Summer Program,  
the Number of Participants Satisfactorily Completing the Program,  
and the Number of Successful Participants Enrolling in the Following Fall Term**  
*Disclosure Section (v)*

**SUMMER AND FALL OF 2012**

Institution	Participants Enrolled				Participants Successful in				Successful Participants			
	in Summer Program				Summer Program				Enrolled in the Fall			
	White	Black	Other	Total	White	Black	Other	Total	White	Black	Other	Total
ASU	0	57	0	57	0	50	0	50				0
DSU	0	13	0	13	0	8	0	8				0
JSU	0	79	1	80	0	49	0	49				0
MSU	1	16	2	19	0	14	2	16				0
MUW	0	5	1	6	0	2	0	2				0
MVSU	0	134	0	134	0	117	0	117				0
UM	1	9	0	10	1	4	0	5				0
USM	0	5	0	5	0	5	0	5				0
<b>TOTAL</b>	<b>2</b>	<b>318</b>	<b>4</b>	<b>324</b>	<b>1</b>	<b>249</b>	<b>2</b>	<b>252</b>	<b>0</b>	<b>0</b>	<b>0</b>	<b>0</b>

*Note: Data for 2012 are preliminary. Information regarding Fall enrollment are not currently available.*

**SUMMER AND FALL OF 2011**

Institution	Participants Enrolled				Participants Successful in				Successful Participants			
	in Summer Program				Summer Program				Enrolled in the Fall			
	White	Black	Other	Total	White	Black	Other	Total	White	Black	Other	Total
ASU	0	84	0	84	0	66	0	66	0	61	0	61
DSU	5	12	0	17	5	6	0	11	5	6	0	11
JSU	0	100	1	101	0	78	0	78	0	71	0	71
MSU	0	18	0	18	0	19	0	19	0	17	0	17
MUW	0	6	0	6	0	6	0	6	0	6	0	6
MVSU	0	114	7	121	0	107	6	113	0	81	1	82
UM	1	22	0	23	1	11	0	12	1	9	0	10
USM	0	11	0	11	0	11	0	11	0	11	0	11
<b>TOTAL</b>	<b>6</b>	<b>367</b>	<b>8</b>	<b>381</b>	<b>6</b>	<b>308</b>	<b>2</b>	<b>316</b>	<b>6</b>	<b>262</b>	<b>1</b>	<b>269</b>

**SUMMER AND FALL OF 2010**

Institution	Participants Enrolled				Participants Successful in				Successful Participants			
	in Summer Program				Summer Program				Enrolled in the Fall			
	White	Black	Other	Total	White	Black	Other	Total	White	Black	Other	Total
ASU	0	83	0	83	0	66	0	66	0	65	0	65
DSU	1	13	1	15	0	8	0	8	1	7	0	8
JSU	1	85	0	86	0	72	1	73	0	70	0	70
MSU	2	21	3	26	1	16	5	22	1	18	2	21
MUW	0	8	0	8	0	7	0	7	0	5	0	5
MVSU	0	114	10	124	0	108	0	108	0	80	5	85
UM	1	21	0	22	1	10	0	11	1	13	0	14
USM	1	11	3	15	0	8	1	9	0	11	3	14
<b>TOTAL</b>	<b>6</b>	<b>356</b>	<b>17</b>	<b>379</b>	<b>2</b>	<b>295</b>	<b>7</b>	<b>304</b>	<b>3</b>	<b>269</b>	<b>10</b>	<b>282</b>

**By Race and University: the Number of Participants in the Summer Program,  
the Number of Participants Satisfactorily Completing the Program,  
and the Number of Successful Participants Enrolling in the Following Fall Term**  
*Disclosure Section (v)*

**SUMMER AND FALL OF 2009**

Institution	Participants Enrolled in Summer Program				Participants Successful in Summer Program				Successful Participants Enrolled in the Fall			
	White	Black	Other	Total	White	Black	Other	Total	White	Black	Other	Total
ASU	0	71	0	71	0	57	0	57	0	56	0	56
DSU	1	8	0	9	1	7	0	8	1	8	0	9
JSU	0	88	2	90	0	80	0	80	0	87	0	87
MSU	2	13	0	15	1	4	0	5	1	4	0	5
MUW	0	1	0	1	0	1	0	1	0	0	0	0
MVSU	0	130	0	130	0	120	0	120	0	91	0	91
UM	2	6	0	8	1	3	0	4	1	4	1	6
USM	0	23	1	24	0	18	0	18	0	20	0	20
<b>TOTAL</b>	<b>5</b>	<b>340</b>	<b>3</b>	<b>348</b>	<b>3</b>	<b>290</b>	<b>0</b>	<b>293</b>	<b>3</b>	<b>270</b>	<b>1</b>	<b>274</b>

**SUMMER AND FALL OF 2008**

Institution	Participants Enrolled in Summer Program				Participants Successful in Summer Program				Successful Participants Enrolled in the Fall			
	White	Black	Other	Total	White	Black	Other	Total	White	Black	Other	Total
ASU	2	65	0	67	2	61	0	63	0	58	0	58
DSU	0	9	0	9	0	3	0	3	0	6	0	6
JSU	0	70	0	70	0	67	0	67	0	66	0	66
MSU	3	15	1	19	3	16	0	19	2	17	0	19
MUW	0	4	0	4	0	2	0	2	0	4	0	4
MVSU	0	121	1	122	0	114	0	114	0	77	0	78
UM	2	8	0	10	1	6	0	7	1	6	2	9
USM	0	23	0	23	0	15	0	15	0	18	0	18
<b>TOTAL</b>	<b>7</b>	<b>315</b>	<b>2</b>	<b>324</b>	<b>6</b>	<b>284</b>	<b>0</b>	<b>290</b>	<b>3</b>	<b>252</b>	<b>2</b>	<b>258</b>

**SUMMER AND FALL OF 2007**

Institution	Participants Enrolled in Summer Program				Participants Successful in Summer Program				Successful Participants Enrolled in the Fall			
	White	Black	Other	Total	White	Black	Other	Total	White	Black	Other	Total
ASU	0	53	0	53	0	43	0	43	0	50	0	50
DSU	1	8	0	9	0	7	0	7	1	9	0	10
JSU	1	82	0	83	0	71	0	71	1	71	0	72
MSU	1	15	0	16	1	13	0	14	1	14	0	15
MUW	0	6	0	6	0	2	0	2	0	2	0	2
MVSU	0	132	0	132	0	116	0	116	0	93	0	93
UM	5	2	0	7	4	1	0	5	4	2	0	6
USM	1	21	1	23	0	9	1	10	0	11	1	12
<b>TOTAL</b>	<b>9</b>	<b>319</b>	<b>1</b>	<b>329</b>	<b>5</b>	<b>262</b>	<b>1</b>	<b>268</b>	<b>7</b>	<b>252</b>	<b>1</b>	<b>260</b>

**By Race and University: the Number of Participants in the Summer Program,  
the Number of Participants Satisfactorily Completing the Program,  
and the Number of Successful Participants Enrolling in the Following Fall Term**  
*Disclosure Section (v)*

### SUMMER AND FALL OF 2006

Institution	Participants Enrolled				Participants Successful in				Successful Participants Enrolled			
	in Summer Program				Summer Program				in the Fall			
	White	Black	Other	Total	White	Black	Other	Total	White	Black	Other	Total
ASU	0	87	0	87	0	76	0	76	0	84	0	84
DSU	1	13	0	14	1	8	0	9	1	8	0	9
JSU	1	90	0	91	1	78	0	79	1	80	0	81
MSU	3	11	0	14	2	7	0	9	2	7	0	9
MUW	2	0	0	2	1	0	0	1	1	0	0	1
MVSU	0	125	0	125	0	101	0	101	0	88	0	88
UM	2	7	0	9	1	6	0	7	1	5	0	6
USM	3	11	1	15	3	7	1	11	3	9	1	13
TOTAL	12	344	1	357	9	283	1	293	9	281	1	291

### SUMMER AND FALL OF 2005

Institution	Participants Enrolled				Participants Successful in				Successful Participants Enrolled			
	in Summer Program				Summer Program				in the Fall			
	White	Black	Other	Total	White	Black	Other	Total	White	Black	Other	Total
ASU	0	81	0	81	0	76	0	76	0	79	0	79
DSU	4	4	2	10	4	2	1	7	4	2	1	7
JSU	1	88	2	91	0	85	2	87	0	80	1	81
MSU	1	8	0	9	1	5	0	6	1	8	0	9
MUW	1	3	0	4	1	2	0	3	1	3	0	4
MVSU	1	163	2	166	1	134	1	136	1	118	1	120
UM	5	7	0	12	3	7	0	10	3	7	0	10
USM	0	11	0	11	0	8	0	8	0	11	1	12
TOTAL	13	365	6	384	10	319	4	333	10	308	4	322

### SUMMER AND FALL OF 2004

Institution	Participants Enrolled				Participants Successful				Successful Participants			
	in Summer Program				in Summer Program				Enrolled in the Fall			
	White	Black	Other	Total	White	Black	Other	Total	White	Black	Other	Total
ASU	2	80	0	82	0	74	0	74	2	77	0	79
DSU	3	2	0	5	3	2	0	5	2	4	0	6
JSU	0	74	2	76	0	73	2	75	0	68	2	70
MSU	3	7	0	10	3	4	0	7	4	4	0	8
MUW	1	2	0	3	1	1	0	2	1	1	0	2
MVSU	0	96	6	102	0	84	2	86	0	68	3	71
UM	1	1	0	2	1	1	0	2	0	2	0	2
USM	1	8	0	9	1	7	0	8	2	12	0	14
TOTAL	11	270	8	289	9	246	4	259	11	236	5	252

**By Race and University: the Number of Participants in the Summer Program,  
the Number of Participants Satisfactorily Completing the Program,  
and the Number of Successful Participants Enrolling in the Following Fall Term**  
*Disclosure Section (v)*

**SUMMER AND FALL OF 2003**

Institution	Participants Enrolled in Summer Program				Participants Successful in Summer Program				Successful Participants Enrolled in the Fall			
	White	Black	Other	Total	White	Black	Other	Total	White	Black	Other	Total
ASU	0	66	0	66	0	48	0	48	0	50	0	50
DSU	2	6	0	8	2	3	0	5	2	3	0	5
JSU	0	92	1	93	0	54	1	55	0	71	0	71
MSU	2	11	0	13	2	8	0	10	2	11	1	14
MUW	0	4	0	4	0	3	0	3	1	2	0	3
MVSU	0	117	1	118	0	96	0	96	0	77	0	77
UM	0	2	0	2	0	2	0	2	0	1	0	1
USM	2	9	0	11	1	8	0	9	2	9	0	11
<b>TOTAL</b>	<b>6</b>	<b>307</b>	<b>2</b>	<b>315</b>	<b>5</b>	<b>222</b>	<b>1</b>	<b>228</b>	<b>7</b>	<b>224</b>	<b>1</b>	<b>232</b>

**SUMMER AND FALL OF 2002**

Institution	Participants Enrolled in Summer Program				Participants Successful in Summer Program				Successful Participants Enrolled in the Fall			
	White	Black	Other	Total	White	Black	Other	Total	White	Black	Other	Total
ASU	0	73	0	73	0	50	0	50	0	55	0	55
DSU	1	5	0	6	1	5	0	6	1	4	0	5
JSU	0	89	0	89	0	66	0	66	0	68	0	68
MSU	4	18	0	22	3	16	0	19	3	16	0	19
MUW	2	1	0	3	2	1	0	3	2	2	0	4
MVSU	0	130	1	131	0	102	0	102	0	84	1	85
UM	0	9	0	9	0	6	0	6	0	9	0	9
USM	7	13	0	20	6	12	0	18	7	15	0	22
<b>TOTAL</b>	<b>14</b>	<b>338</b>	<b>1</b>	<b>353</b>	<b>12</b>	<b>258</b>	<b>0</b>	<b>270</b>	<b>13</b>	<b>253</b>	<b>1</b>	<b>267</b>

**SUMMER AND FALL OF 2001**

Institution	Participants Enrolled in Summer Program				Participants Successful in Summer Program				Successful Participants Enrolled in the Fall			
	White	Black	Other	Total	White	Black	Other	Total	White	Black	Other	Total
ASU	0	72	0	72	0	66	0	66	0	70	0	70
DSU	5	5	0	10	4	3	0	7	3	2	0	5
JSU	0	107	0	107	0	95	0	95	0	93	0	93
MSU	3	14	2	19	3	14	2	19	4	17	2	23
MUW	0	4	0	4	0	4	0	4	0	4	0	4
MVSU	0	130	0	130	0	89	0	89	0	72	0	72
UM	0	6	1	7	0	5	0	5	0	5	0	5
USM	1	10	0	11	1	5	0	6	0	7	0	7
<b>TOTAL</b>	<b>9</b>	<b>348</b>	<b>3</b>	<b>360</b>	<b>8</b>	<b>281</b>	<b>2</b>	<b>291</b>	<b>7</b>	<b>270</b>	<b>2</b>	<b>279</b>

**By Race and University: the Number of Participants in the Summer Program,  
the Number of Participants Satisfactorily Completing the Program,  
and the Number of Successful Participants Enrolling in the Following Fall Term**  
*Disclosure Section (v)*

### SUMMER AND FALL OF 2000

Institution	Participants Enrolled				Participants Successful in				Successful Participants Enrolled			
	in Summer Program				Summer Program				in the Fall			
	White	Black	Other	Total	White	Black	Other	Total	White	Black	Other	Total
ASU	1	73	0	74	1	64	0	65	0	60	0	60
DSU	1	2	0	3	1	1	0	2	0	1	0	1
JSU	0	108	0	108	0	99	0	99	0	96	0	96
MSU	3	17	1	21	3	15	0	18	3	18	1	22
MUW	0	1	0	1	0	1	0	1	0	1	0	1
MVSU	0	87	1	88	0	69	1	70	0	73	0	73
UM	4	7	0	11	2	6	0	8	5	5	0	10
USM	4	9	2	15	4	7	1	12	3	4	1	8
<b>TOTAL</b>	<b>13</b>	<b>304</b>	<b>4</b>	<b>321</b>	<b>11</b>	<b>262</b>	<b>2</b>	<b>275</b>	<b>11</b>	<b>258</b>	<b>2</b>	<b>271</b>

### SUMMER AND FALL OF 1999

Institution	Participants Enrolled				Participants Successful in				Successful Participants Enrolled			
	in Summer Program				Summer Program				in the Fall			
	White	Black	Other	Total	White	Black	Other	Total	White	Black	Other	Total
ASU	0	108	0	108	0	76	0	76	0	73	0	73
DSU	4	4	1	9	3	2	1	6	2	4	0	6
JSU	0	94	1	95	0	86	0	86	0	76	0	76
MSU	7	33	0	40	5	26	0	31	6	30	0	36
MUW	0	1	0	1	0	1	0	1	1	1	0	2
MVSU	0	60	0	60	0	52	0	52	0	39	0	39
UM	0	6	0	6	0	4	0	4	1	4	0	5
USM	7	6	1	14	5	3	1	9	3	6	1	10
<b>TOTAL</b>	<b>18</b>	<b>312</b>	<b>3</b>	<b>333</b>	<b>13</b>	<b>250</b>	<b>2</b>	<b>265</b>	<b>13</b>	<b>233</b>	<b>1</b>	<b>247</b>



## ***Grant Funding Data***

**Summer Developmental Program Grant**  
**By Race and by University-Disclosure Section (vi)**  
**Program Year: Summer 2015**  
**Fiscal Years: 2014 and 2015**

University	Number of Students Awarded by Race					Total Number of Students Awarded	Total Amount of Funding Received
	African American	Asian/ Pacific Islander	Caucasian	Hispanic	Unknown		
Alcorn State University	18	0	0	0	2	20	\$18,112.00
Delta State University	2	0	1	0	0	3	\$2,306.00
Jackson State University	24	1	0	0	1	26	\$22,468.00
Mississippi State University	2	0	0	0	0	2	\$2,064.00
Mississippi University for Women	0	0	0	0	0	0	\$0.00
Mississippi Valley State University	28	0	0	0	3	31	\$24,340.00
University of Mississippi	3	0	0	0	0	3	\$2,151.00
University of Southern Mississippi	9	0	0	0	1	10	\$12,104.00
<b>Totals</b>	<b>86</b>	<b>1</b>	<b>1</b>	<b>0</b>	<b>7</b>	<b>95</b>	<b>\$83,545.00</b>

**The 10-year funding period for the Summer Developmental Education Program concluded at the end of fiscal year 2015**

# Summer Developmental Program Grant

By Race and by University-Disclosure Section (vi)

CUMULATIVE: Summer Program Years 2005, 2006, 2007, 2008, 2009, 2010, 2011, 2012, 2013, 2014, and 2015\*

University	Number of Students Awarded by Race				Total Number of Students Awarded	Total Amount of Funding Received
	African American	Asian/ Pacific Islander	Caucasian	Hispanic	Unknown	
Alcorn State University	386	0	0	2	13	\$1,212,654.00
Delta State University	88	0	4	1	5	\$238,267.50
Jackson State University	414	2	0	0	16	\$1,415,159.50
Mississippi State University	86	0	5	0	4	\$320,606.00
Mississippi University for Women	31	0	0	1	1	\$125,321.00
Mississippi Valley State University	731	0	0	2	16	\$2,358,775.00
University of Mississippi	61	0	6	0	3	\$208,656.50
University of Southern Mississippi	114	1	1	0	3	\$441,810.00
<b>Totals</b>	<b>1,911</b>	<b>3</b>	<b>16</b>	<b>6</b>	<b>61</b>	<b>\$6,321,249.50</b>

**Summer Development Program Grant**  
**By Race and by University-Disclosure Section (vi)**  
**Program Year: Summer 2014**  
**Fiscal Years: 2014 and 2015**

University	Number of Students Awarded by Race					Total Number of Students Awarded	Total Amount of Funding Received
	African American	Asian/Pacific Islander	Caucasian	Hispanic	Unknown		
Alcorn State University	28	0	0	0	2	30	\$137,097.00
Delta State University	6	0	0	0	0	6	\$19,075.00
Jackson State University	45	0	0	0	4	49	\$201,492.00
Mississippi State University	4	0	0	0	1	5	\$23,813.00
Mississippi University for Women	3	0	0	0	0	3	\$7,325.00
Mississippi Valley State University	66	0	0	0	4	70	\$268,370.00
University of Mississippi	1	0	3	0	1	5	\$17,958.00
University of Southern Mississippi	9	0	0	0	0	9	\$50,081.00
<b>Totals</b>	<b>162</b>	<b>0</b>	<b>3</b>	<b>0</b>	<b>12</b>	<b>177</b>	<b>\$725,211.00</b>

**Program Year: Summer 2013**  
**Fiscal Years: 2013 and 2014**

University	Number of Students Awarded by Race					Total Number of Students Awarded	Total Amount of Funding Received
	African American	Asian/Pacific Islander	Caucasian	Hispanic	Unknown		
Alcorn State University	23	0	0	0	2	25	\$107,694.00
Delta State University	14	0	0	0	1	15	\$48,316.00
Jackson State University	58	0	0	0	3	61	\$263,132.00
Mississippi State University	10	0	3	0	0	13	\$49,639.00
Mississippi University for Women	8	0	0	1	0	9	\$43,677.00
Mississippi Valley State	86	0	0	1	2	89	\$159,290.00
University of Mississippi	2	0	0	0	2	4	\$14,135.00
University of Southern	1	0	0	0	0	1	\$5,361.00
<b>Totals</b>	<b>202</b>	<b>0</b>	<b>3</b>	<b>2</b>	<b>10</b>	<b>217</b>	<b>\$691,244.00</b>

**Summer Developmental Program Grant**  
**By Race and by University-Disclosure Section (vi)**  
**Program Year: Summer 2012**  
**Fiscal Years: 2012 and 2013**

University	Number of Students Awarded by Race					Total Number of Students Awarded	Total Amount of Funding Received
	African American	Asian/Pacific Islander	Caucasian	Hispanic	Unknown		
Alcorn State University	39	0	0	0	1	40	\$158,722.00
Delta State University	12	0	0	0	1	13	\$38,972.00
Jackson State University	48	0	0	0	3	51	\$201,994.00
Mississippi State University	11	0	1	0	1	13	\$43,681.00
Mississippi University for Women	5	0	0	0	1	6	\$28,993.00
Mississippi Valley State University	83	0	0	0	2	85	\$340,373.00
University of Mississippi	6	0	0	0	0	6	\$19,670.50
University of Southern Mississippi	5	0	0	0	0	5	\$25,609.00
<b>Totals</b>	<b>209</b>	<b>0</b>	<b>1</b>	<b>0</b>	<b>9</b>	<b>219</b>	<b>\$858,014.50</b>

**Program Year: Summer 2011**  
**Fiscal Years: 2011 and 2012**

University	Number of Students Awarded by Race					Total Number of Students Awarded	Total Amount of Funding Received
	African American	Asian/Pacific Islander	Caucasian	Hispanic	Unknown		
Alcorn State University	30	0	0	0	2	32	\$95,485.00
Delta State University	10	0	1	0	2	13	\$29,832.00
Jackson State University	44	0	0	0	2	46	\$157,625.50
Mississippi State University	8	0	0	0	1	9	\$29,259.00
Mississippi University for Women	6	0	0	0	0	6	\$25,957.00
Mississippi Valley State University	90	0	0	0	2	92	\$406,031.00
University of Mississippi	17	0	0	0	0	17	\$50,382.00
University of Southern Mississippi	8	0	0	0	0	8	\$39,049.00
<b>Totals</b>	<b>213</b>	<b>0</b>	<b>1</b>	<b>0</b>	<b>9</b>	<b>223</b>	<b>\$833,620.50</b>

**Summer Developmental Program Grant**  
**By Race and by University-Disclosure Section (vi)**  
**Program Year: Summer 2010**  
**Fiscal Years: 2010 and 2011**

University	Number of Students Awarded by Race					Total Number of Students Awarded	Total Amount of Funding Received
	African American	Asian/Pacific Islander	Caucasian	Hispanic	Unknown		
Alcorn State University	42	0	0	0	0	42	\$120,691.00
Delta State University	12	0	0	0	0	12	\$26,860.00
Jackson State University	31	0	0	0	0	31	\$111,542.00
Mississippi State University	8	0	0	0	0	8	\$26,552.00
Mississippi University for Women	1	0	0	0	0	1	\$4,410.00
Mississippi Valley State University	69	0	0	0	0	69	\$279,466.00
University of Mississippi	12	0	1	0	0	13	\$44,142.00
University of Southern Mississippi	12	0	1	0	1	14	\$65,497.00
<b>Totals</b>	<b>187</b>	<b>0</b>	<b>2</b>	<b>0</b>	<b>0</b>	<b>190</b>	<b>\$679,160.00</b>

**Program Year: Summer 2009**  
**Fiscal Years: 2009 and 2010**

University	Number of Students Awarded by Race					Total Number of Students Awarded	Total Amount of Funding Received
	African American	Asian/Pacific Islander	Caucasian	Hispanic	Unknown		
Alcorn State University	46	0	0	0	1	47	\$154,298.00
Delta State University	7	0	0	0	0	7	\$16,742.50
Jackson State University	40	0	0	0	1	41	\$144,763.00
Mississippi State University	11	0	0	0	0	11	\$36,389.00
Mississippi University for Women	0	0	0	0	0	0	\$0.00
Mississippi Valley State University	65	0	0	0	0	65	\$244,476.00
University of Mississippi	6	0	0	0	0	6	\$20,805.00
University of Southern Mississippi	17	0	0	0	0	17	\$80,118.00
<b>Totals</b>	<b>192</b>	<b>0</b>	<b>0</b>	<b>0</b>	<b>2</b>	<b>194</b>	<b>\$697,591.50</b>

**Program Year: Summer 2008**  
**Fiscal Years: 2008 and 2009**

University	Number of Students Awarded by Race					Total Number of Students Awarded	Total Amount of Funding Received
	African American	Asian/Pacific Islander	Caucasian	Hispanic	Unknown		
Alcorn State University	41	0	0	2	0	43	\$136,996.00
Delta State University	8	0	0	0	0	8	\$20,912.00
Jackson State University	33	0	0	0	0	33	\$112,729.00
Mississippi State University	11	0	1	0	0	12	\$44,579.00
Mississippi University for Women	2	0	0	0	0	2	\$4,907.00
Mississippi Valley State University	78	0	0	0	0	78	\$211,856.00
University of Mississippi	5	0	0	0	0	5	\$17,645.00
University of Southern Mississippi	22	0	0	0	0	22	\$85,192.00
<b>Totals</b>	<b>200</b>	<b>0</b>	<b>1</b>	<b>2</b>	<b>0</b>	<b>203</b>	<b>\$634,816.00</b>

**Summer Developmental Program Grant**  
**By Race and by University-Disclosure Section (vi)**  
**Program Year: Summer 2007**  
**Fiscal Years: 2007 and 2008**

University	Number of Students Awarded by Race					Total Number of Students Awarded	Total Amount of Funding Received
	African American	Asian/Pacific Islander	Caucasian	Hispanic	Unknown		
Alcorn State University	37	0	0	0	0	37	\$122,250.00
Delta State University	8	0	0	0	0	8	\$18,716.00
Jackson State University	33	0	0	0	0	33	\$105,689.00
Mississippi State University	12	0	0	0	1	13	\$44,815.00
Mississippi University for Women	4	0	0	0	0	4	\$8,308.00
Mississippi Valley State University	72	0	0	0	0	72	\$253,095.00
University of Mississippi	1	0	1	0	0	2	\$4,298.00
University of Southern Mississippi	12	1	0	0	0	13	\$49,344.00
<b>Totals</b>	<b>179</b>	<b>1</b>	<b>1</b>	<b>0</b>	<b>1</b>	<b>182</b>	<b>\$606,515.00</b>

**Program Year: Summer 2006**  
**Fiscal Years: 2006 and 2007**

University	Number of Students Awarded by Race					Total Number of Students Awarded	Total Amount of Funding Received
	African American	Asian/Pacific Islander	Caucasian	Hispanic	Unknown		
Alcorn State University	13	0	0	0	0	13	\$38,272.00
Delta State University	6	0	0	1	1	8	\$14,211.00
Jackson State University	6	0	0	0	0	6	\$18,317.00
Mississippi State University	5	0	0	0	0	5	\$16,544.00
Mississippi University for Women	0	0	0	0	0	0	\$0.00
Mississippi Valley State University	19	0	0	1	0	20	\$57,316.00
University of Mississippi	1	0	1	0	0	2	\$6,465.00
University of Southern Mississippi	5	0	0	0	0	5	\$14,630.00
<b>Totals</b>	<b>55</b>	<b>0</b>	<b>1</b>	<b>2</b>	<b>1</b>	<b>59</b>	<b>\$165,755.00</b>

**Program Year: Summer 2005**  
**Fiscal Years: 2005 and 2006**

University	Number of Students Awarded by Race					Total Number of Students Awarded	Total Amount of Funding Received
	African American	Asian/Pacific Islander	Caucasian	Hispanic	Unknown		
Alcorn State University	51	0	0	0	1	52	\$123,037.00
Delta State University	1	0	1	0	0	2	\$2,325.00
Jackson State University	28	0	0	0	1	29	\$75,408.00
Mississippi State University	2	0	0	0	0	2	\$3,271.00
Mississippi University for Women	2	0	0	0	0	2	\$1,744.00
Mississippi Valley State University	47	0	0	0	0	47	\$114,162.00
University of Mississippi	4	0	0	0	0	4	\$11,005.00
University of Southern Mississippi	5	0	0	0	0	5	\$14,825.00
<b>Totals</b>	<b>140</b>	<b>0</b>	<b>1</b>	<b>0</b>	<b>2</b>	<b>143</b>	<b>\$345,777.00</b>

Summer Developmental Program Grant Funds Funds Requested, Obtained and Expended by Fiscal Year						
Fiscal Year	Requested	Obtained	Expended	Refunds/ Prior Year	Adjusted Net Expended	Carry Forward
FY 2002	500,000.00	0.00		0.00		
FY 2003	500,000.00	0.00		0.00		
FY 2004	500,000.00	0.00		0.00		
FY 2005	500,000.00	0.00		0.00		
FY 2006	500,000.00	500,000.00	500,000.00	0.00	500,000.00	
FY 2007	750,000.00	500,000.00	500,000.00	0.00	500,000.00	
FY 2008	750,000.00	500,000.00	541,274.00	(41,206.00)	500,068.00	
FY 2009	750,000.00	500,000.00	508,508.00	(8,576.00)	499,932.00	
FY 2010	500,000.00	750,000.00	750,000.00	0.00	750,000.00	
FY 2011	750,000.00	750,000.00	750,000.00	0.00	750,000.00	
FY 2012	750,000.00	750,000.00	750,000.00	0.00	750,000.00	
FY 2013	750,000.00	750,000.00	765,113.50	(3,744.00)	761,369.50	
FY 2014	750,000.00	750,000.00	940,120.00	(190,120.00)	750,000.00	
FY 2015	500,000.00	750,000.00	750,000.00		750,000.00	
Totals	8,750,000.00	6,500,000.00	6,755,015.50	(243,646.00)	6,511,369.50	(11,369.50)

Summer Developmental Program Grant Expenditures Expenditures by Program Year and by Fiscal Year											
Program Year ↓	FY 2006	FY 2007	FY 2008	FY 2009	FY 2010	FY 2011	FY 2012	FY 2013*	FY 2014	FY 2015	Totals by Program Year ↓
Summer 2005	\$ 345,777.00	\$ -									\$ 345,777.00
Summer 2006	154,223.00	11,532.00	(41,206.00)								124,549.00
Summer 2007		488,468.00	159,253.00	(8,576.00)							639,145.00
Summer 2008			382,021.00	261,371.00	0.00						643,392.00
Summer 2009				247,137.00	450,454.50	0.00					697,591.50
Summer 2010					299,545.50	379,614.50	0.00				679,160.00
Summer 2011						370,385.50	466,979.00	(3,744.00)			833,620.50
Summer 2012							283,021.00	765,113.50	(190,120.00)		858,014.50
Summer 2013								0.00	881,364.00	0.00	881,364.00
Summer 2014									58,756.00	666,455.00	725,211.00
Summer 2015										83,545.00	83,545.00
Adjusted Net Expended by FY →	\$ 500,000.00	\$ 500,000.00	\$ 500,068.00	\$ 499,932.00	\$ 750,000.00	\$ 750,000.00	\$ 750,000.00	\$ 761,369.50	\$ 750,000.00	\$ 750,000.00	\$ 6,511,369.50
Totals Prior Year Refund			(41,206.00)	(8,576.00)	0.00	0.00	0.00	(3,744.00)	(190,120.00)		(243,646.00)

\*FY 2013 includes awards issued after last year's Accountability Report issue date.

Summer Developmental Program Grant-Cumulative Summary	
Funds Obtained (FY2006-2015)	\$ 6,500,000.00
Less Actual Expenditures (FY2006-2015)	(6,511,369.50)
	<b>\$ (11,369.50)</b>



**Summer Developmental Program Grant  
Standards Used in Distributing the Funds-Disclosure Section (vi)**

These Rules and Regulations are subject to change by the Mississippi Board of Trustees of State Institutions of Higher Learning (hereinafter referred to as the "Board".) The number of awards and the amounts are contingent upon the availability of funds.

**I. ELIGIBILITY REQUIREMENTS FOR APPLICANTS:**

**GENERAL REQUIREMENTS:**

**The applicant:**

- A. Must be able to document current legal residency in the State of Mississippi. Resident status for purposes of receiving the Mississippi Summer Developmental Program Grant under this act shall be determined in the same manner as resident status for tuition purposes as set forth in Sections §37-103-1 through §37-103-29, of Mississippi Code Ann., with the exception of Section §37-103-17;
- B. Must be a full-time student at one of Mississippi's public universities, including Alcorn State University, Delta State University, Jackson State University, Mississippi State University, Mississippi University for Women, Mississippi Valley State University, University of Mississippi, or University of Southern Mississippi;
- C. Must be a first time participant in the Summer Developmental Program;
- D. Must complete the on-line Mississippi Summer Developmental Program Grant Application no later than July 21<sup>st</sup>;
- E. Must not currently be in default on a Federal or State educational loan or owe a repayment on a Federal or State grant; and
- F. Must meet any other general requirements for admission into the Mississippi Summer Developmental Program and student financial aid at the student's eligible institution of choice.

**II. SPECIFIC REQUIREMENTS OF ELIGIBILITY:**

**The applicant:**

- A. Must be accepted and attend, on a full-time basis, the Mississippi Summer Developmental Program. Full time is defined as no less than twelve (12) hours;
- B. Must complete the Free Application for Federal Student Aid (FAFSA) as required by the attending institution. The results from the Free Application must be received by July 31<sup>st</sup>;
- C. Must demonstrate financial need after all other grant/gift aid has been applied, and prior to the certification of any federal loan application; and
- D. Will have until July 31<sup>st</sup> to provide any outstanding documents necessary to determine initial eligibility. Failure to respond to our request may result in a denied award.

**Summer Developmental Program Grant  
Standards Used in Distributing the Funds-Disclosure Section (vi)**

**III. LENGTH AND AMOUNT:**

**The applicant:**

- A. Must not have received prior funding from the Summer Developmental Program Grant;
- B. Must demonstrate financial need. The amount of Grant will be based upon this demonstrated financial need, as determined by the Financial Aid Office of the attending institution and the availability of funds through the Mississippi Office of Student Financial Aid. The award should be calculated as follows: need minus other gift aid equals Summer Developmental Program Grant amount; and
- C. May not receive any combination of student financial aid and a Mississippi Summer Developmental Grant in excess of applicant's demonstrated financial need.

**IV. INSTITUTIONAL REQUIREMENTS:**

The Summer Developmental Program Grant will be awarded to a student under the assumption that the student will be a full-time attendee of the Program for the entire period for which the grant is awarded.

- A. The Institution shall make available and assist the applicant in the completion of the Mississippi Summer Developmental Program Grant On-line Application at the time of screening;
- B. The institution shall notify the Mississippi Office of Student Financial Aid (MOSFA) of the students who are fully admitted into the Summer Development Program.
- C. The institution shall determine the amount of each eligible applicant's award. A recipient must have demonstrated financial need to receive funds. Financial need is the difference between the student's cost of attendance and the family's ability to cover these costs, i.e. the expected family contribution (EFC). The eligible applicant must demonstrate financial need after the subtraction of the EFC from the student's cost of attendance (COA) minus other aid;
- D. Institutions shall report all data components used to determine an award amount for eligible students of the Mississippi Summer Developmental Program Grant to the Mississippi Office of Student Financial Aid prior to any disbursements;
- E. The enrollment status of each applicant shall be reported to the Mississippi Office of Student Financial Aid no later than the close of business on the day following the last date to add or drop a course. Funds will not be disbursed to the institution prior to this date.
- F. The institution shall request the student's award amount in the same manner that it currently requests LEAP awards to the Mississippi Office of Student Financial Aid. At no time is the school to allow a student's award to exceed the student's need when combined with all other aid;
- G. At the time of disbursement, the institution must verify the recipient eligibility for the

**Summer Developmental Program Grant  
Standards Used in Distributing the Funds-Disclosure Section (vi)**

award. Every effort is to be made to prevent an over-award. Should this occur as a result of a change in the student's financial aid package, the institution should take into account the other forms of aid it controls and reduce that aid first. If the aid package includes a Federal Subsidized Student Loan, the institution may cancel the loan or a subsequent disbursement. If an over-award still exists, the institution may use the Summer Developmental Program Grant disbursement to repay an already disbursed Subsidized Student Loan obtained for use while attending the Summer Developmental Program on its campus. If an over-award still exists, the institution must return the excess funds to the Mississippi Office of Student Financial Aid;

- H. The institution will not be expected to return funds from the grant for a student who withdraws from the program after receiving funds; and
- I. Institutions must use their existing marketing vehicles, such as university websites, admission catalogs, viewbooks, and other print publications, to promote admission and financial aid opportunities through the Mississippi Summer Developmental Program Grant to existing and prospective students.

**V. RESPONSIBILITIES OF THE MISSISSIPPI OFFICE OF STUDENT FINANCIAL AID (MOSFA):**

Once the MOSFA is notified the student's acceptance into the applicable institutional program, MOSFA will notify the student regarding the status of his or her online application as well as any missing documents necessary to determine initial eligibility.

Actual award amounts will be based upon the number of eligible applicants, availability of funds, and the amount recommended by the institution.

MOSFA will notify eligible students of an award (award amount as reported by institution) and instruct the student to contact the institution's financial aid office for any additional information.



## **V. CAPITAL IMPROVEMENT PROJECTS**

**By University, the Facilities Projects Receiving Funding Under Section V of the Agreement, Together with Identification of Those Projects Completed**

**Disclosure Section (vii)**

## Capital Improvement Projects

By University, the Facilities Projects receiving Funding under Section V of the Settlement Agreement  
with Identification of Projects Completed-Disclosure Section (vii)

Institution	Project Number	Project Description	Total Ayers Funding Allocation for Project	Subtotal by Institution	Status
ALCORN STATE UNIVERSITY	I.	Bio-Technology Building, Lorman	12,400,000		Complete <sup>1</sup>
	II.	Dumas Hall Renovation, Lorman	4,739,004		Complete <sup>1</sup>
	III.	Fine Arts Facility, Lorman	7,717,912		Complete <sup>1</sup>
	IV.	Fine Arts Facility, Natchez	0		Project Cancelled
	V.	Furniture and Equipment for MBA Program in Natchez	243,084		Phase I & II Complete Phase III-Cancelled
	VI.	Purchase of Property to Improve Security and Access, Lorman	0		Project Cancelled
	6 Projects	ASU Subtotal		25,100,000	
JACKSON STATE UNIVERSITY	I.	Allstate Building Purchase	3,300,000		Complete <sup>1</sup>
	II.	Engineering School	20,000,000		Complete <sup>1</sup>
	2 Projects	JSU Subtotal		23,300,000	
MISSISSIPPI VALLEY STATE UNIVERSITY	I.	Landscaping and Drainage	3,000,000		Phase I Complete Phase II-Complete
	II.	Library Enhancements	8,500,000		Complete <sup>1</sup>
	III.	Repairs and Renovation	0		Cancelled
	IV.	Science and Technology Building	15,100,000		Complete <sup>1</sup>
	4 Projects	MVSU Subtotal		26,600,000	
Totals	12 Projects	OVERALL ALLOCATION		\$75,000,000	\$75,000,000

<sup>1</sup> Complete:	Project complete, all costs paid and invoices no longer accepted.
<sup>2</sup> Substantially Complete:	Building is available for use for intended purpose. All costs have <i>not</i> been paid. Additional time allowed to close out project financially.



## **VI. ACADEMIC PROGRAMS**

**By University, the Academic Programs Receiving Funding  
Under Section VI (b) of the Agreement**

**Disclosure Section (viii)**

***Ayers academic program Settlement funding began in FY 2006, which is the first fiscal year in which the Legislature appropriated Ayers academic program funding after the conclusion of the Settlement and appeals in the Ayers case.***



By University, the Academic Programs Receiving Funding Under Section VI of the Agreement Disclosure Section (viii) Cumulative Expenditures Fiscal Years 2002 through 2016		
ALCORN STATE UNIVERSITY (ASU) Academic Program	Cumulative Expenditures*	Subtotal by University
-- Master of Business Administration	\$ 19,421,649	
-- Teacher Education Program Expansions	5,551,069	
-- Nursing Program Enhancements	4,329,531	
-- Pre-Professional Program Enhancements (Mathematics, Science and Chemistry)	5,368,891	
-- Computer Networking and Science	-	
-- Recruitment and Image Building	3,274,676	
-- Physician Assistant	5,455,900	
-- ASU Family Clinic	10,710	
-- Master of Biotechnology	1,325,937	
-- Library and Academic Technology Enhancements	1,140,848	
--Adjustment: Reduced cumulative expenditures by \$4,141,705 as these expenditures were funded with other, non-settlement resources.	5,604,586	
	(4,160,797)	
<b>ASU Subtotal</b>		<b>\$ 47,323,000</b>
JACKSON STATE UNIVERSITY (JSU) Academic Program		
-- Urban and Regional Planning	\$ 9,123,141	
-- Business Administration	10,424,083	
-- Social Work	9,764,026	
-- Communicative Disorders	8,881,158	
-- Health Care Administration	2,335,777	
-- Allied Health Science	2,342,415	
-- School of Engineering	37,405,898	
-- Public Health	5,839,468	
-- Leased Facilities	3,791,156	
-- Teacher Education	5,036,462	
-- Ayers Related Reserves	1,894,129	
-- Ph.D. in Higher Urban Education	4,166,881	
-- Health Policy and Management	5,801,952	
-- School of Health Sciences	5,044,487	
-- Behavioral and Environmental Health	5,273,670	
-- Epidemiology and Biostatistics	6,115,882	
-- College of Public Service	10,382,023	
-- Provost's Library and Scholarship Pool	19,605,491	
--Adjustment: Reduced cumulative expenditures by \$461,360 as these expenditures were funded with other, non-settlement resources.	(461,360)	
<b>JSU Subtotal</b>		<b>\$ 152,766,739</b>
MISSISSIPPI VALLEY STATE UNIVERSITY Academic Program		
-- Distinguished Visiting Professor	\$ 452,126	
-- Institute for Effective Teaching	2,123,572	
-- Greenwood Center Ayers Operations	1,652,172	
-- History Program	1,890,932	
-- Other Race Recruitment	4,067,962	
-- Special Education Program	1,847,785	
-- Education	1,317,399	
-- Industrial Technology	1,111,003	
-- Chemistry Program	4,325,677	
-- Biology Program	6,762,444	
-- Graduate Special Education Program	1,508,658	
-- Computer & Information Science Program	7,580,797	
-- Mathematics Program	6,998,316	
-- Masters in Business Administration Program	5,546,630	
-- Educational Leadership Program	645,081	
-- Bioinformatics Program	3,700,540	
--Adjustment: Reduced cumulative expenditures by \$3,723,834 as these expenditures were funded with other, non-settlement resources.	(3,723,834)	
<b>MVSU Subtotal</b>		<b>\$ 47,807,260</b>
<b>Overall Total for Academic Programs<sup>2</sup></b>		<b>\$ 247,896,999</b>

<sup>1</sup> Amounts reported as total expenditures represent the amounts the University received in the form of reimbursement.

<sup>2</sup> Ayers academic program Settlement funding began in FY 2006, which is the first year in which the Legislature appropriated Ayers academic program funding after the conclusion of the Settlement and appeals in the Ayers case.

Reconciliation to Cumulative Funds Requested, Obtained and Expended:	
Ayers Settlement funding	247,896,999
Reappropriated State funding	7,200,000
Sub-total	255,096,999
Other Institutional sources applied to academic programs	1,145,991
<b>Total</b>	<b>\$256,242,990</b>

**By University, the Academic Programs Receiving Funding Under Section VI of the Agreement**

**Disclosure Section (viii)**

**Institution: Alcorn State University**

**Fiscal Years 2002 through 2016\***

<b>Academic Program</b>	<b>FY 2002 Expenditures</b>	<b>FY 2003 Expenditures</b>	<b>FY 2004 Expenditures</b>	<b>FY 2005 Expenditures</b>	<b>FY 2006 Expenditures</b>	<b>FY 2007 Expenditures</b>	<b>FY 2008 Expenditures</b>	<b>FY 2009 Expenditures</b>	<b>FY 2010 Expenditures</b>	<b>FY 2011 Expenditures</b>	<b>FY 2012 Expenditures</b>
-- Master of Business Administration	\$ 1,338,238	\$ 1,312,235	\$ 1,298,499	\$ 1,312,000	\$ 1,443,254	\$ 1,534,017	\$ 1,350,146	\$ 1,543,785	\$ 1,567,869	\$ 1,403,254	\$ 1,401,488
-- Teacher Education Program Expansions		198,906	371,526	107,700	421,043	450,783	520,156	606,071	531,070	524,457	480,046
-- Nursing Program Enhancements		58,647	531,363	228,671	347,868	340,351	290,344	300,064	311,602	433,215	385,377
-- Pre-Professional Program Enhancements (Mathematics, Science and Chemistry)		25,732	636,731	122,369	640,039	722,959	565,945	574,481	417,731	359,126	373,296
-- Computer Networking and Science		65,083	457,400	3,980	484,820	310,665	371,569	384,207	342,974	215,497	190,895
-- Recruitment and Image Building		164,846	417,582	209,464	365,776	239,185	56,540	341,003	605,624	407,824	574,417
-- Physician Assistant					10,710	104,482	61,929	120,510	136,729	122,437	125,611
-- ASU Family Clinic					147,875	13,807	18,685	9,875	230,838	107,683	197,999
-- Master of Biotechnology -- Library and Academic Technology Enhancements									664,154	778,507	620,871
<b>Total Academic Programs</b>	<b>\$ 1,338,239</b>	<b>\$ 1,825,449</b>	<b>\$ 3,713,101</b>	<b>\$ 1,984,184</b>	<b>\$ 4,350,000</b>	<b>\$ 4,244,828</b>	<b>\$ 3,833,320</b>	<b>\$ 4,163,985</b>	<b>\$ 4,808,591</b>	<b>\$ 4,350,000</b>	<b>\$ 4,350,000</b>
<b>Fund Sources:</b>											
Reappropriated State funding		(513,214)	(2,414,602)	(672,184)							
Other Institutional sources applied to academic programs	(1,239)	(235)							(458,591)		
<b>Total Ayers Settlement Funding</b>	<b>\$ 1,337,000</b>	<b>\$ 1,312,000</b>	<b>\$ 1,298,499</b>	<b>\$ 1,312,000</b>	<b>\$ 4,350,000</b>	<b>\$ 4,244,828</b>	<b>\$ 3,833,320</b>	<b>\$ 4,163,985</b>	<b>\$ 4,350,000</b>	<b>\$ 4,350,000</b>	<b>\$ 4,350,000</b>

<b>Academic Program</b>	<b>FY 2013 Expenditures</b>	<b>FY 2014 Expenditures</b>	<b>FY 2015 Expenditures</b>	<b>FY 2016 Expenditures</b>	<b>FY 2017 Expenditures</b>	<b>FY 2018 Expenditures</b>	<b>FY 2019 Expenditures</b>	<b>FY 2020 Expenditures</b>	<b>FY 2021 Expenditures</b>	<b>FY 2022 Expenditures</b>	<b>Total Expenditures</b>
-- Master of Business Administration	\$ 1,137,234	\$ 938,496	\$ 943,764	\$ 897,369							\$ 19,421,649
-- Teacher Education Program Expansions	391,263	336,331	352,698	259,019							5,551,069
-- Nursing Program Enhancements	322,933	223,425	285,709	269,962							4,329,531
-- Pre-Professional Program Enhancements (Mathematics, Science and Chemistry)	318,893	198,334	208,243	205,012							5,368,891
-- Computer Networking and Science	161,301	89,433	96,014	100,838							3,274,676
-- Recruitment and Image Building	621,592	504,065	430,076	517,906							5,455,900
-- Physician Assistant											10,710
-- ASU Family Clinic	126,998	129,707	127,365	122,294							1,325,937
-- Master of Biotechnology	153,933	130,916	140,397	136,715							1,140,848
-- Library and Academic Technology Enhancements	525,281	353,940	354,667	409,977							5,604,586
<b>Total Academic Programs</b>	<b>\$ 3,759,428</b>	<b>\$ 2,904,547</b>	<b>\$ 2,938,933</b>	<b>\$ 2,919,092</b>	<b>\$ -</b>	<b>\$ -</b>	<b>\$ -</b>	<b>\$ -</b>	<b>\$ -</b>	<b>\$ -</b>	<b>\$ 51,483,797</b>
<b>Fund Sources:</b>											
Reappropriated State funding											(3,600,000)
Other Institutional sources applied to academic programs	(38,060)	(4,647)	(38,933)	(19,092)							(560,797)
<b>Total Ayers Settlement Funding</b>	<b>\$ 3,721,368</b>	<b>\$ 2,900,000</b>	<b>\$ 2,900,000</b>	<b>\$ 2,900,000</b>	<b>\$ -</b>	<b>\$ -</b>	<b>\$ -</b>	<b>\$ -</b>	<b>\$ -</b>	<b>\$ -</b>	<b>\$ 47,323,000</b>

\* Ayers academic program Settlement funding began in FY 2006, which is the first year in which the Legislature appropriated Ayers academic program funding after the conclusion of the Settlement and appeals in the Ayers case.

**By University, the Academic Programs Resolving Funding Under Section VI of the Agreement**  
**Disclosure Section (vii)**  
**Institution: Jackson State University**  
**Fiscal Years 2002 through 2016\***

Academic Program	FY 2002 Expenditures	FY 2003 Expenditures	FY 2004 Expenditures	FY 2005 Expenditures	FY 2006 Expenditures	FY 2007 Expenditures	FY 2008 Expenditures	FY 2009 Expenditures	FY 2010 Expenditures	FY 2011 Expenditures	FY 2012 Expenditures
-- Urban and Regional Planning	\$ 1,232,956	\$ 868,437	\$ 931,096	\$ 1,116,687	\$ 869,655	\$ 758,363	\$ 742,246	\$ 681,620	\$ 660,441	\$ 642,413	\$ 619,227
-- Business Administration	1,125,798	1,284,105	1,060,708	1,084,588	935,617	815,412	783,185	818,072	823,373	853,827	839,398
-- Social Work	982,083	1,180,704	974,384	851,469	794,666	866,365	833,295	782,902	796,606	877,967	823,565
-- Communicative Disorders	584,664	495,955	412,798	483,233	552,183	543,587	532,699	639,465	706,734	577,123	565,440
-- Health Care Administration	442,144	476,312	447,647	395,167	574,507	See Note <sup>1</sup>	See Note <sup>1</sup>	2,188,604	2,190,191	2,237,066	2,068,816
-- Allied Health Science	568,601	541,417	517,818	714,579	2,444,315	1,934,857	2,203,383	720,503	706,199	675,573	510,273
-- School of Engineering	2,811,196	2,397,560	2,804,705	2,440,102	See Note <sup>2</sup>	642,578	593,579	449,918	474,143	405,687	403,913
-- Public Health	1,642,537	1,396,202	1,499,931	1,300,798	See Note <sup>2</sup>	539,386	569,023	598,896	569,899	593,870	574,843
-- Leased Facilities	969,271	961,589	823,865	1,036,431	446,807	526,082	477,130	471,191	409,365	337,435	311,912
-- Teacher Education	141,606	127,563	136,719	332,854	962,064	470,706	491,576	524,698	520,074	490,097	483,351
-- Ayers Related Reserves	285,126	823,620	400,323	386,060	447,990	529,032	608,759	536,986	546,223	604,015	593,728
-- Ph.D. in Higher Urban Education			343,543	356,574	1,650,409	1,093,959	1,045,540	1,397,759	1,313,871	1,256,963	1,184,334
-- Health Policy and Management					992,810	2,170,857	1,957,998	1,745,565	1,766,368	1,745,102	1,841,700
-- School of Health Sciences											
-- Behavioral and Environmental											
-- Epidemiology and Biostatistics											
-- College of Public Service											
-- Provost's Library and Scholarship Pool											
<b>Total Academic Programs</b>	<b>\$ 10,785,982</b>	<b>\$ 10,553,464</b>	<b>\$ 10,353,537</b>	<b>\$ 10,497,542</b>	<b>\$ 11,519,706</b>	<b>\$ 11,477,982</b>	<b>\$ 11,500,000</b>	<b>\$ 11,556,179</b>	<b>\$ 11,503,487</b>	<b>\$ 11,297,158</b>	<b>\$ 10,820,500</b>
<b>Fund Sources:</b>											
Other Institutional sources applied to academic programs	(300,982)	(68,464)		(12,542)	(19,708)			(56,179)	(3,487)		
<b>Total Ayers Settlement Funding</b>	<b>\$ 10,485,000</b>	<b>\$ 10,485,000</b>	<b>\$ 10,353,537</b>	<b>\$ 10,485,000</b>	<b>\$ 11,500,000</b>	<b>\$ 11,477,982</b>	<b>\$ 11,500,000</b>	<b>\$ 11,500,000</b>	<b>\$ 11,500,000</b>	<b>\$ 11,297,158</b>	<b>\$ 10,820,500</b>

Academic Program	FY 2013 Expenditures	FY 2014 Expenditures	FY 2015 Expenditures	FY 2016 Expenditures	FY 2017 Expenditures	FY 2018 Expenditures	FY 2019 Expenditures	FY 2020 Expenditures	FY 2021 Expenditures	FY 2022 Expenditures	Total Expenditures
-- Urban and Regional Planning	See Note <sup>3</sup>										\$ 9,123,141
-- Business Administration	See Note <sup>3</sup>										10,424,083
-- Social Work	See Note <sup>3</sup>	677,014	719,631	700,064							9,764,026
-- Communicative Disorders											8,881,158
-- Health Care Administration											2,335,777
-- Allied Health Science											2,342,415
-- School of Engineering	2,776,918	2,894,262	3,044,849	2,979,074							37,405,898
-- Public Health											5,839,468
-- Leased Facilities											3,791,156
-- Teacher Education	See Note <sup>3</sup>										5,036,462
-- Ayers Related Reserves											1,894,129
-- Ph.D. in Higher Urban Education											4,166,881
-- Health Policy and Management	496,735	633,403	597,737	608,159							5,801,952
-- School of Health Sciences	340,048	323,445	447,647	438,168							5,044,487
-- Behavioral and Environmental											5,273,670
-- Health	473,945	418,269	476,415	476,549							6,115,982
-- Epidemiology and Biostatistics	592,879	520,815	618,120	613,588							10,382,023
-- College of Public Service	318,875	371,253	359,579	389,461							19,605,491
-- Provost's Library and Scholarship Pool	2,149,259	2,340,981	1,560,165	1,325,686							
<b>Total Academic Programs</b>	<b>\$ 7,824,674</b>	<b>\$ 8,182,996</b>	<b>\$ 7,824,143</b>	<b>\$ 7,530,749</b>	<b>\$ -</b>	<b>\$ -</b>	<b>\$ -</b>	<b>\$ -</b>	<b>\$ -</b>	<b>\$ -</b>	<b>\$ 153,228,099</b>
<b>Fund Sources:</b>											
Other Institutional sources applied to academic programs											(461,340)
<b>Total Ayers Settlement Funding</b>	<b>\$ 7,824,674</b>	<b>\$ 8,182,996</b>	<b>\$ 7,824,143</b>	<b>\$ 7,530,749</b>	<b>\$ -</b>	<b>\$ -</b>	<b>\$ -</b>	<b>\$ -</b>	<b>\$ -</b>	<b>\$ -</b>	<b>\$ 152,766,739</b>

Ayers academic program Settlement funding began in FY 2006, which is the first year in which the Legislature appropriated Ayers academic program funding after the conclusion of the Settlement and appeals in the Ayers case.

**Notes:**

- <sup>1</sup> The "Allied Health Sciences" and "Public Health" programs have been re-incorporated within the "School of Health Sciences"; "Behavioral and Environmental Health" and "Epidemiology and Biostatistics" programs.
- <sup>2</sup> The "Leased Facilities" and "Ayers Related Reserves" reporting categories have been eliminated for Fiscal Year 2006 and future expenditures in these areas are allocated to the appropriate programs.
- <sup>3</sup> The "Health Care Administration" program was re-incorporated within the "School of Health Sciences" program.
- <sup>4</sup> The "Urban and Regional Planning", "Business Administration", "Social Work", "Teacher Education" and "Ph.D. in Higher Urban Education" reporting categories have been eliminated for Fiscal Year 2013 due to the scheduled funding step-down associated with year 8 of the settlement.



**By University, the Academic Programs Receiving Funding Under Section VI of the Agreement  
Institution: Mississippi Valley State University  
Disclosure Section (viii)**

Fiscal Years 2002 through 2016\*

Academic Program	FY 2002 Expenditures	FY 2003 Expenditures	FY 2004 Expenditures	FY 2005 Expenditures	FY 2006 Expenditures	FY 2007 Expenditures	FY 2008 Expenditures	FY 2009 Expenditures	FY 2010 Expenditures	FY 2011 Expenditures	FY 2012 Expenditures
- Distinguished Visiting Professor	\$ 65,326	\$ 64,363	\$ 43,491	\$ 50,237	\$ 24,872	\$ 36,177	\$ 40,279	\$ 40,635	\$ 39,793	\$ 27,760	\$ 17,173
- Institute for Effective Teaching	182,430.00	157,800.00	145,249	142,380	172,593	154,158	147,810	144,237	143,885	148,465	106,244
- Greenwood Center Ayers Operations	316,615.00	369,332.00	334,928	275,120	112,668	65,511	51,309	69,838	43,030	9,850	3,971
- History Program	43,816.00	46,903.00	50,184	51,424	135,609	106,058	169,426	167,634	122,519	176,843	184,100
- Other Race Recruitment	102,385.00	116,981.00	144,338	285,184	541,181	407,475	352,208	296,016	302,046	301,012	255,750
- Special Education Program	285,494.00	187,811.00	197,518	227,683	246,320	262,890	237,959	141,204	60,906	See Note 2	
- Education	312,760.00	333,858.00	355,803	314,978	See Note 1						
- Industrial Technology	357,117.00	271,932.00	277,489	204,465	See Note 1						
- Chemistry Program		43,705.00	342,670	370,557	285,397	252,799	344,915	393,819	283,940	491,760	339,405
- Biology Program		108,660.00	307,948	208,687	510,346	564,634	582,216	562,302	552,692	697,453	617,364
- Graduate Special Education Program		195,822.00	284,518	51,220	150,098	114,856	25,674	96,484	92,028	102,218	86,998
- Computer and Information Science		389,773.00	678,067	371,322	511,304	534,344	596,486	665,293	575,693	641,249	534,526
- Mathematics Program		12,471.00	145,274	112,881	351,151	426,476	818,879	719,221	603,685	622,720	724,958
- Masters in Business Administration											
- Educational Leadership Program											
- Biotechnology Program											
- Total Academic Programs	\$ 1,665,943	\$ 2,299,431	\$ 3,307,477	\$ 2,665,938	\$ 4,351,582	\$ 4,001,661	\$ 4,350,610	\$ 4,353,853	\$ 3,667,458	\$ 4,021,316	\$ 3,833,128
<b>Fund Sources:</b>											
- Reappropriated State funding				(1,091,092)							
- Other Institutional sources applied to academic	(91,943)	(750,431)	(1,798,477)	(25,846)	(1,582)		(610)	(3,853)			
<b>Total Ayers Settlement Funding</b>	<b>\$ 1,574,000</b>	<b>\$ 1,549,000</b>	<b>\$ 1,549,000</b>	<b>\$ 1,549,000</b>	<b>\$ 4,350,000</b>	<b>\$ 4,001,661</b>	<b>\$ 4,350,000</b>	<b>\$ 4,350,000</b>	<b>\$ 3,667,458</b>	<b>\$ 4,021,316</b>	<b>\$ 3,833,128</b>

Academic Program	FY 2013 Expenditures	FY 2014 Expenditures	FY 2015 Expenditures	FY 2016 Expenditures	FY 2017 Expenditures	FY 2018 Expenditures	FY 2019 Expenditures	FY 2020 Expenditures	FY 2021 Expenditures	FY 2022 Expenditures	Total Expenditures
- Distinguished Visiting Professor	See Note 3	140,566	120,365	71,088							\$ 452,126
- Institute for Effective Teaching	146,302										2,123,572
- Greenwood Center Ayers Operations	See Note 3	181,930	139,044	171,081							1,652,172
- History Program	164,361	257,282	205,886	176,908							1,890,932
- Other Race Recruitment	323,314										4,067,962
- Special Education Program											1,847,785
- Education											1,317,399
- Industrial Technology											1,111,003
- Chemistry Program	331,072	287,716	275,551	282,371							4,325,677
- Biology Program	632,408	594,203	453,191	440,340							6,762,444
- Graduate Special Education Program	108,801	74,363	66,734	58,866							1,508,658
- Computer and Information Science											7,580,797
- Mathematics Program	692,937	489,342	447,240	453,221							6,998,318
- Masters in Business Administration	736,763	616,660	566,905	540,472							5,546,630
- Educational Leadership Program	521,769	444,277	439,841	433,073							645,081
- Biotechnology Program											3,700,540
- Total Academic Programs	\$ 3,981,731	\$ 3,242,502	\$ 2,940,283	\$ 2,848,181	\$ -	\$ -	\$ -	\$ -	\$ -	\$ -	\$ 51,531,094
<b>Fund Sources:</b>											
- Reappropriated State funding											(3,600,000)
- Other Institutional sources applied to academic											(123,834)
<b>Total Ayers Settlement Funding</b>	<b>\$ 3,981,731</b>	<b>\$ 3,242,502</b>	<b>\$ 2,940,283</b>	<b>\$ 2,848,181</b>	<b>\$ -</b>	<b>\$ -</b>	<b>\$ -</b>	<b>\$ -</b>	<b>\$ -</b>	<b>\$ -</b>	<b>\$ 47,807,260</b>

\* Ayers academic program Settlement funding began in FY 2006, which is the first year in which the Legislature appropriated Ayers academic program funding after the conclusion of the Settlement and appears in the Ayers case.

**Note:**

"The 'Education' and 'Industrial Technology' program categories were eliminated as approved Ayers Settlement programs beginning with Fiscal Year 2006 operations.  
 "The 'Special Education' and 'Educational Leadership' program categories were eliminated as approved Ayers Settlement programs beginning with Fiscal Year 2011 operations.  
 "The 'Distinguished Visiting Professor', 'Business Administration' and 'Greenwood Center Ayers Operations' reporting categories have been eliminated for Fiscal Year 2013 due to the scheduled funding step-down associated with year 8 of the settlement.



## **VII. ENDOWMENT**

**The Amount of Private Endowment Raised  
and the Amounts of Public and Private Endowment  
Income Distributed to Each University Pursuant to  
Section IV of the Agreement**

**Disclosure Section (ix)**

**The Amount of Private Income Raised and the Amounts of Private Endowment Distributed to each University  
Pursuant to Section IV of the Agreement**

*Disclosure Section (ix)*

**PRIVATE ENDOWMENT (Page 1 of 2)**

Fiscal Year/Institution	Endowment Principal Raised	Principal		Interest	
		Trust	Distributed	Earned	Distributed <sup>2</sup>
<b>FY 2006</b>					
Alcorn State University <sup>1</sup>	1,000,000		283,000	6,549	
Total Earnings Available for Jackson State University and Mississippi Valley State University				18,400	
<b>TRUST</b>		717,000			
<b>Total FY 2006</b>	<b>\$1,000,000</b>	<b>\$717,000</b>	<b>\$283,000</b>	<b>\$24,949</b>	<b>\$ -</b>
<b>FY 2007</b>					
Alcorn State University	-	-	-	36,472	6,549
Total Earnings Available for Jackson State University and Mississippi Valley State University				44,012	
Jackson State University					11,138
Mississippi Valley State University					7,262
					18,400
<b>Total FY 2007</b>	<b>\$ -</b>	<b>\$ -</b>	<b>\$ -</b>	<b>\$80,484</b>	<b>\$24,949</b>
<b>FY 2008</b>					
Alcorn State University	-	-	-	(12,066)	0
Total Earnings Available for Jackson State University and Mississippi Valley State University				49,082	
Jackson State University					26,640
Mississippi Valley State University					17,372
					44,012
<b>Total FY 2008</b>	<b>\$ -</b>	<b>\$ -</b>	<b>\$ -</b>	<b>\$37,016</b>	<b>\$44,012</b>
<b>FY 2009</b>					
Alcorn State University				(62,004)	0
Total Earnings Available for Jackson State University and Mississippi Valley State University				17,197	
Jackson State University					29,710
Mississippi Valley State University					19,372
					49,082
<b>Total FY 2009</b>	<b>\$ -</b>	<b>\$ -</b>	<b>\$ -</b>	<b>(\$44,807)</b>	<b>\$49,082</b>
<b>FY 2010</b>					
Alcorn State University				21,643	0
Total Earnings Available for Jackson State University and Mississippi Valley State University				25,461	
Jackson State University					10,409
Mississippi Valley State University					6,788
					17,197
<b>Total FY 2010</b>	<b>\$ -</b>	<b>\$ -</b>	<b>\$ -</b>	<b>\$47,104</b>	<b>\$17,197</b>
<b>FY 2011</b>					
Alcorn State University				3,616	0
Total Earnings Available for Jackson State University and Mississippi Valley State University				8,586	
Jackson State University					15,412
Mississippi Valley State University					10,049
					25,461
<b>Total FY 2011</b>	<b>\$ -</b>	<b>\$ -</b>	<b>\$ -</b>	<b>\$12,202</b>	<b>\$25,461</b>
<b>Totals to-Date (FY 2006 to FY 2011)</b>	<b>\$1,000,000</b>	<b>\$717,000</b>	<b>\$283,000</b>	<b>\$156,948</b>	<b>\$160,701</b>

<sup>1</sup> As ASU met and sustained the 10% other race enrollment for a consecutive three-year period, the institution has authority to manage its principal share of the private endowment.

<sup>2</sup> Interest Distribution Policy is to award current year interest earnings in the following year after deduction of the investment management fee. The amounts noted as "distributed" equal the actual expenditures. As a result, the "total" distributed is less than the total earned in some cases.

Example: Interest earned in FY '06 of \$18,400 was distributed to JSU and MVSU in FY '07.

**The Amount of Private Income Raised and the Amounts of Private Endowment Distributed to each University  
Pursuant to Section IV of the Agreement**

*Disclosure Section (ix)*

**PRIVATE ENDOWMENT (Page 2 of 2)**

Fiscal Year/Institution	Endowment Principal Raised	Principal		Interest	
		Trust	Distributed	Earned	Distributed <sup>2</sup>
<b>FY 2012</b>					
Alcorn State University <sup>1</sup>				25,617	0
Total Earnings Available for Jackson State University and Mississippi Valley State University				17,665	
Jackson State University					5,197
Mississippi Valley State University					3,389
					8,586
<b>Total FY 2012</b>	<b>\$0</b>	<b>\$0</b>	<b>\$0</b>	<b>\$43,282</b>	<b>\$8,586</b>
<b>FY 2013</b>					
Alcorn State University <sup>1</sup>				(2,509)	0
Total Earnings Available for Jackson State University and Mississippi Valley State University				17,678	
Jackson State University					10,693
Mississippi Valley State University					6,972
					17,665
<b>Total FY 2013</b>	<b>\$0</b>	<b>\$0</b>	<b>\$0</b>	<b>\$15,169</b>	<b>\$17,665</b>
<b>FY 2014</b>					
Alcorn State University <sup>1</sup>				12,537	0
Total Earnings Available for Jackson State University and Mississippi Valley State University				18,815	
Jackson State University <sup>3</sup>					10,695
Mississippi Valley State University <sup>3</sup>					6,983
					17,678
<b>Total FY 2014</b>	<b>\$0</b>	<b>\$0</b>	<b>\$0</b>	<b>\$31,352</b>	<b>\$17,678</b>
<b>FY 2015</b>					
Alcorn State University <sup>1</sup>	35,600	35,600		5,712	0
Total Earnings Available for Jackson State University and Mississippi Valley State University				16,551	
Jackson State University					11,383
Mississippi Valley State University					7,432
					18,815
<b>Total FY 2015</b>	<b>\$35,600</b>	<b>\$35,600</b>	<b>\$0</b>	<b>\$22,263</b>	<b>\$18,815</b>
<b>FY 2016</b>					
Alcorn State University <sup>1</sup>		-10,075	10,075	19,369	0
Total Earnings Available for Jackson State University and Mississippi Valley State University				5,834	
Jackson State University <sup>3</sup>		-449,450	449,450	48	10,014
Mississippi Valley State University					6,538
JSU additional interest earnings <sup>3</sup>					16,552
Total Interest Allocated					4,531
					21,083
<b>Total FY 2016</b>	<b>\$0</b>	<b>-\$459,525</b>	<b>\$459,525</b>	<b>\$25,251</b>	<b>\$21,083</b>
<b>Totals to-Date (FY 2006 - FY 2016)</b>	<b>\$1,035,600</b>	<b>\$293,075</b>	<b>\$742,525</b>	<b>\$294,265</b>	<b>\$244,528</b>

<sup>1</sup> As ASU met and sustained the 10% other race enrollment for a consecutive three-year period, the institution has authority to manage its principal share of the private endowment.

<sup>2</sup> Interest Distribution Policy is to award current year interest earnings in the following year after deduction of the investment management fee. The amounts noted as "distributed" equal the actual expenditures. As a result, the "total" distributed is less than the total earned in some cases.

Example: Interest earned in FY '06 of \$18,400 was distributed to JSU and MVSU in FY '07.

<sup>3</sup> As JSU met and sustained the 10% other race enrollment for a consecutive three-year period, the institution has authority to manage its principal share of the private endowment. JSU's principal amount of \$449,500 was not dispersed until January 2017 when its transfer was approved by the Board of Trustees. Additional interest funds of \$4,531 represent the amount of interest earned from July to January when principal was invested by the Executive Office.



The Amount of Public Income Raised and the Amounts of Public Endowment Distributed to each University

Pursuant to Section IV of the Agreement

Disclosure Section (x)

PUBLIC ENDOWMENT (Page 1 of 2)

Fiscal Year/Institution/Board of Trustees	Endowment Principal Received	Principal		Interest	
		Amount Managed by Board of Trustees	Amount Distributed to University for Management	Earned	Distributed <sup>3</sup>
<b>Fiscal Year 2006</b>	5,000,000				
Alcorn State University <sup>1</sup>			1,415,000	23,098	
Total Interest Earnings available for Jackson State University and Mississippi Valley State University				138,470	
Less Investment Management Fee <sup>2</sup>				(2,035)	
Available Interest Income for JSU and MVSU				136,435	
Jackson State University					
Mississippi Valley State University					
Board of Trustees		3,585,000			
<b>FY 2006 Total</b>	<b>\$5,000,000</b>	<b>\$3,585,000</b>	<b>\$1,415,000</b>	<b>\$159,531</b>	<b>\$ -</b>
<b>Fiscal Year 2007</b>	5,000,000				
Alcorn State University			1,415,000	79,568	23,098
Total Interest Earnings available for Jackson State University and Mississippi Valley State University				369,007	
Less Investment Management Fee				(7,650)	
Less Prior Period Adjustment				(6,144)	
Available Interest Income for JSU and MVSU				355,213	
Jackson State University					83,801
Mississippi Valley State University					54,669
Interest Allocated					138,470
ASU additional interest earnings <sup>1</sup>					4,109
Total Interest Allocated					142,579
Board of Trustees		3,585,000			
<b>FY 2007 Total</b>	<b>\$5,000,000</b>	<b>\$3,585,000</b>	<b>\$1,415,000</b>	<b>\$434,778</b>	<b>\$165,675</b>
<b>Fiscal Year 2008</b>	5,000,000				
Alcorn State University			1,415,000	127,574	4,531
Total Interest Earnings available for Jackson State University and Mississippi Valley State University				519,899	
Less Investment Management Fee				(10,787)	
Available Interest Income for JSU and MVSU				509,112	
Jackson State University					215,010
Mississippi Valley State University					140,203
Interest Allocated					355,213
Board of Trustees		3,585,000			
<b>FY 2008 Total</b>	<b>\$5,000,000</b>	<b>\$3,585,000</b>	<b>\$1,415,000</b>	<b>\$638,686</b>	<b>\$358,744</b>
<b>Fiscal Year 2009</b>	5,000,000				
Alcorn State University			1,415,000	73,672	112,482
Total Interest Earnings available for Jackson State University and Mississippi Valley State University				735,014	
Less Investment Management Fee				(13,519)	
Available Interest Income for JSU and MVSU				721,495	
Jackson State University					281,078
Mississippi Valley State University					228,034
Interest Allocated					509,112
Board of Trustees		3,585,000			
<b>FY 2009 Total</b>	<b>\$ 5,000,000</b>	<b>\$3,585,000</b>	<b>\$1,415,000</b>	<b>\$795,167</b>	<b>\$821,594</b>
<b>Fiscal Year 2010</b>	5,000,000				
Alcorn State University			1,415,000	132,693	72,092
Total Interest Earnings available for Jackson State University and Mississippi Valley State University				546,604	
Less Investment Management Fee				(18,778)	
Available Interest Income for JSU and MVSU				529,826	
Jackson State University					463,381
Mississippi Valley State University					140,740
Interest Allocated					604,121
Board of Trustees		3,585,000			
<b>FY 2010 Total</b>	<b>\$ 5,000,000</b>	<b>\$3,585,000</b>	<b>\$1,415,000</b>	<b>\$862,519</b>	<b>\$876,213</b>
<b>Fiscal Year 2011</b>	5,000,000				
Alcorn State University			1,415,000	125,869	68,471
Total Interest Earnings available for Jackson State University and Mississippi Valley State University				545,487	
Less Investment Management Fee				(19,617)	
Available Interest Income for JSU and MVSU				525,870	
Jackson State University					333,675
Mississippi Valley State University					196,151
Interest Allocated					529,826
Board of Trustees		3,585,000			
<b>FY 2011 Total</b>	<b>\$ 5,000,000</b>	<b>\$3,585,000</b>	<b>\$1,415,000</b>	<b>\$651,739</b>	<b>\$598,297</b>
<b>Totals to-Date (FY 2006 to FY 2011)</b>	<b>\$30,000,000</b>	<b>\$21,510,000</b>	<b>\$8,490,000</b>	<b>\$3,340,421</b>	<b>\$2,421,523</b>

**Notes**

<sup>1</sup> As ASU met and sustained the 10% other race enrollment for a three-year period, the Institution has the authority to manage investment of the principal. ASU's principal amount of \$1,415,000 was not dispersed until September 2008 when its transfer was approved by the Board of Trustees. Additional interest funds of \$4,109 represent the amount of interest earned from August to September when principal was invested by the Executive Office.

<sup>2</sup> During FY 2008 interest distribution to JSU and MVSU was calculated without consideration of the investment management fee (\$2,035) and an interest allocation to ASU (\$4,109). The allocation to JSU and MVSU of \$138,470 was overstated by \$8,144. Principal was not invested.

<sup>3</sup> Interest Distribution Policy is to award current year interest earnings in the following year after deduction of the investment management fee.

**The Amount of Public Income Raised and the Amounts of Public Endowment Distributed to each University  
Pursuant to Section IV of the Agreement**

*Disclosure Section (ix)*

**PUBLIC ENDOWMENT (Page 2 of 2)**

Fiscal Year/Institution/Board of Trustees	Endowment Principal Received	Principal		Interest	
		Amount Managed by Board of Trustees	Amount Distributed to University for Management	Earned	Distributed <sup>2</sup>
<b>Fiscal Year 2012</b>	5,000,000				
Alcorn State University			1,415,000	112,318	40,564
Total Interest Earnings available for Jackson State University and Mississippi Valley State University				678,497	
Less Investment Management Fee				(22,776)	
Available Interest Income for JSU and MVSU				655,721	
Jackson State University					318,309
Mississippi Valley State University					142,181
Interest Allocated					460,490
Board of Trustees		3,585,000			
<b>FY 2012 Total</b>	<b>\$5,000,000</b>	<b>\$3,585,000</b>	<b>\$1,415,000</b>	<b>\$768,039</b>	<b>\$ 501,054.00</b>
<b>Fiscal Year 2013</b>	5,000,000				
Alcorn State University			1,415,000	173,709	261,964
Total Interest Earnings available for Jackson State University and Mississippi Valley State University				782,172	
Less Investment Management Fee				(25,806)	
Available Interest Income for JSU and MVSU				756,366	
Jackson State University					398,192
Mississippi Valley State University					324,741
Interest Allocated					722,933
Board of Trustees		3,585,000			
<b>FY 2013 Total</b>	<b>\$5,000,000</b>	<b>\$3,585,000</b>	<b>\$1,415,000</b>	<b>\$830,075</b>	<b>\$ 884,897.00</b>
<b>Fiscal Year 2014</b>	5,000,000				
Alcorn State University			1,415,000	186,510	186,510
Total Interest Earnings available for Jackson State University and Mississippi Valley State University				972,942	
Less Investment Management Fee				(27,929)	
Available Interest Income for JSU and MVSU				945,013	
Jackson State University					476,554
Mississippi Valley State University					294,894
Interest Allocated					771,448
Board of Trustees		3,585,000			
<b>FY 2014 Total</b>	<b>\$5,000,000</b>	<b>\$3,585,000</b>	<b>\$1,415,000</b>	<b>\$1,131,523</b>	<b>\$ 957,958.00</b>
<b>Fiscal Year 2015</b>	5,000,000				
Alcorn State University			1,415,000	239,052	239,052
Total Interest Earnings available for Jackson State University and Mississippi Valley State University				1,009,632	
Less Investment Management Fee				(31,919)	
Available Interest Income for JSU and MVSU				977,713	
Jackson State University					561,533
Mississippi Valley State University					232,369
Interest Allocated					793,902
Board of Trustees		3,585,000			
<b>FY 2015 Total</b>	<b>\$5,000,000</b>	<b>\$3,585,000</b>	<b>\$1,415,000</b>	<b>\$1,218,765</b>	<b>\$ 1,032,954.00</b>
<b>Fiscal Year 2016</b>	5,000,000				
Alcorn State University			1,415,000	331,015	265,670
Total Interest Earnings available for Jackson State University and Mississippi Valley State University				705,264	
Less Investment Management Fee				(25,067)	
Available Interest Income for JSU and MVSU				680,197	
Jackson State University <sup>1</sup>		-23,870,000	23,870,000	430,685	533,680
Mississippi Valley State University					382,737
Interest Allocated					916,417
JSU additional interest earnings <sup>4</sup>					326,109
Total Interest Allocated					1,242,528
Board of Trustees		3,585,000			
<b>FY 2016 Total</b>	<b>\$5,000,000</b>	<b>-\$20,285,000</b>	<b>\$25,285,000</b>	<b>\$1,441,897</b>	<b>\$ 1,508,396.00</b>
<b>Totals to-Date (FY 2006 to FY 2016)</b>	<b>\$55,000,000</b>	<b>\$15,565,000</b>	<b>\$39,435,000</b>	<b>\$8,828,720</b>	<b>\$7,406,782</b>

<sup>1</sup> As ASU met and sustained the 10% other race enrollment for a three-year period, the institution has the authority to manage investment of the principal. ASU's principal amount of \$1,415,000 was not dispersed until September 2006 when its transfer was approved by the Board of Trustees. Additional interest funds of \$4,109 represent the amount of interest earned from August to September when principal was invested by the Executive Office.

<sup>2</sup> During FY 2006 interest distribution to JSU and MVSU was calculated without consideration of the investment management fee (\$2,035) and an interest allocation to ASU (\$4,109). The allocation to JSU and MVSU of \$138,470 was overstated by \$6,144. Principal was not invaded.

<sup>3</sup> Interest Distribution Policy is to award current year interest earnings in the following year after deduction of the investment management fee.

<sup>4</sup> As JSU met and sustained the 10% other race enrollment for a three-year period, the institution has the authority to manage investment of the principal. JSU's principal amount of \$23,870,000 was not dispersed until December 2016 when its transfer was approved by the Board of Trustees. Additional interest funds of \$326,109 represent the amount of interest earned from July to December when principal was invested by the Executive Office.

The Amount of Income Raised and the Amounts of Endowment Distributed  
to Each University Pursuant to Section IV of the Agreement

Disclosure Section (ix)  
ENDOWMENT TRUST <sup>2</sup> (Page 1 of 2)

Fiscal Year/Institution	Income Earnings Distributable from Endowment Trust	Distributed
<b>FY 2002</b>	<b>\$900,000</b>	
Alcorn State University		300,000
Jackson State University		300,000
Mississippi Valley State University		300,000
<b>FY 2003</b>	<b>900,000</b>	
Alcorn State University		300,000
Jackson State University		300,000
Mississippi Valley State University		300,000
<b>FY 2004</b>	<b>900,000</b>	
Alcorn State University		300,000
Jackson State University		300,000
Mississippi Valley State University <sup>2</sup>		228,520
<b>FY 2005</b>	<b>450,000</b>	
Alcorn State University		150,000
Jackson State University		150,000
Mississippi Valley State University		150,000
<b>FY 2006 <sup>3</sup></b>	<b>554,958</b>	
Alcorn State University		157,053
Jackson State University		240,852
Mississippi Valley State University <sup>2</sup>		137,637
<b>FY 2007</b>	<b>212,226</b>	
Alcorn State University		60,060
Jackson State University		92,106
Mississippi Valley State University		60,060
<b>FY 2008</b>	<b>301,886</b>	
Alcorn State University		85,434
Jackson State University		131,018
Mississippi Valley State University		85,434
<b>FY 2009</b>	<b>845,576</b>	
Alcorn State University		239,298
Jackson State University		366,980
Mississippi Valley State University		239,298
<b>FY 2010</b>	<b>748,370</b>	
Alcorn State University <sup>2</sup>		136,689
Jackson State University		324,792
Mississippi Valley State University		211,789
<b>FY 2011</b>	<b>521,040</b>	
Alcorn State University <sup>2</sup>		147,454
Jackson State University		226,132
Mississippi Valley State University		147,454
<b>TOTAL ENDOWMENT TRUST EARNINGS</b>	<b>\$6,334,056</b>	<b>\$6,168,060</b>

**NOTES**

<sup>1</sup> The Ayers Endowment Trust was established prior to FY 2002 under the Remedial Decree. Interest earnings for the Ayers Endowment Trust are derived from the \$15 million earmarked in the Working Cash Stabilization Reserve Fund managed by the Mississippi State Treasury.

<sup>2</sup> In FY 2004, 2006, and 2010, ASU and/or MVSU did not expend 100% of its share of available interest distribution. The amounts noted equal the actual expenditures. As a result, the "total" distributed is less than the total earned.

<sup>3</sup> From FY 2006 through FY 2011, the distribution of income is based on percentage allocations stipulated within the Ayers Settlement Agreement: ASU @28.3%, JSU @ 43.4%, and MVSU@ 28.3%.

The Amount of Income Raised and the Amounts of Endowment Distributed  
to Each University Pursuant to Section IV of the Agreement

*Disclosure Section (ix)*

**ENDOWMENT TRUST<sup>2</sup> (Page 2 of 2)**

<b>Fiscal Year/Institution</b>	<b>Income Earnings Distributable from Endowment Trust</b>	<b>Distributed</b>
<b>FY 2012<sup>4</sup></b>	<b>361,007</b>	
Alcorn State University		120,336
Jackson State University		120,335
Mississippi Valley State University		120,336
<b>FY 2013<sup>4</sup></b>	<b>239,421</b>	
Alcorn State University		79,807
Jackson State University		79,807
Mississippi Valley State University		79,807
<b>FY 2014<sup>4</sup></b>	<b>3,498</b>	
Alcorn State University		1,166
Jackson State University		1,166
Mississippi Valley State University		1,166
<b>FY 2015<sup>4</sup></b>	<b>100,886</b>	
Alcorn State University		33,629
Jackson State University		33,628
Mississippi Valley State University		33,629
<b>FY 2016<sup>4</sup></b>	<b>0</b>	
Alcorn State University		0
Jackson State University		0
Mississippi Valley State University		0
<b>TOTAL ENDOWMENT TRUST EARNINGS (FY 2002 to FY 2016)</b>	<b>\$7,038,868</b>	<b>\$6,872,872</b>

**NOTES**

<sup>1</sup> The *Ayers* Endowment Trust was established prior to FY 2002 under the Remedial Decree. Interest earnings for the *Ayers* Endowment Trust are derived from the \$15 million earmarked in the Working Cash Stabilization Reserve Fund managed by the Mississippi State Treasury.

<sup>2</sup> In FY 2004, 2006, and 2010, ASU and/or MVSU did not expend 100% of its share of available interest distribution. The amounts noted equal the *actual* expenditures. As a result, the "total" distributed is less than the total earned.

<sup>3</sup> From FY 2006 through FY 2011, the distribution of income is based on percentage allocations stipulated within the *Ayers* Settlement Agreement: ASU @28.3%, JSU @ 43.4%, and MVSU@ 28.3%.

<sup>4</sup> Beginning in FY 2012, the distribution of income is divided into equal one-third parts in accordance with MS Code Section 37-101-27(3).

**Appendix A.**  
**Settlement Agreement**

## **APPENDIX A: SETTLEMENT AGREEMENT**

**IN THE UNITED STATES DISTRICT COURT  
FOR THE NORTHERN DISTRICT OF MISSISSIPPI  
GREENVILLE DIVISION**

**JAKE AYERS, JR., ET AL.**

**PLAINTIFFS**

**and**

**UNITED STATES OF AMERICA**

**PLAINTIFF/INTERVENOR**

**V.**

**CIVIL ACTION NO. 4:75CV9-B-D**

**RONNIE MUSGROVE, GOVERNOR,  
STATE OF MISSISSIPPI, ET AL.**

**DEFENDANTS**

---

**SETTLEMENT AGREEMENT**

---

This Settlement Agreement ("Agreement") among the parties to this action is intended to accomplish a full, complete, and final settlement of this controversy. The Agreement is made by Bennie G. Thompson, on behalf of himself and the class of persons identified below (collectively the "Class"), the United States of America, the Governor of the State of Mississippi in his official capacity, and the Board of Trustees of State Institutions of Higher Learning ("the Board"). The Board enters into this Agreement on behalf of itself and the following other defendants in this proceeding: Delta State University, Mississippi State University, Mississippi University for Women, the University of Mississippi, and the University of Southern Mississippi; and, in their official capacities, the institutional

executives of such universities, the Commissioner of Higher Education, and the individual members of the Board.

The Governor, in his capacity as chief executive officer, and the Attorney General, in his capacity as chief legal officer, execute this Agreement on behalf of the State, with the understanding that the Lieutenant Governor and the Speaker, following consultation, affirm their willingness to seek full implementation of the Agreement. As emphasized in section X below, the Agreement is subject to the approval of the District Court.

#### **I. The Background for Settlement.**

The private plaintiffs commenced this class action on January 28, 1975. Three months later the United States filed its complaint-in-intervention. On September 17, 1975, a plaintiff class ("the Class") was certified and defined as follows:

All black citizens residing in Mississippi, whether students, former students, parents, employees or taxpayers, who have been, are, or will be discriminated against on account of race in receiving equal educational opportunity and/or equal employment opportunity in the universities operated by [the] Board of Trustees [of State Institutions of Higher Learning].

On March 8, 1996, the District Court designated Congressman Thompson as the lead plaintiff and representative for the Class.

The *Ayers* litigation now spans over 25 years. Substantial efforts to reach a comprehensive settlement in both the early and mid-1980's were not successful. Consequently, a lengthy trial occurred in 1987 which resulted in the District Court dismissing the action in its entirety. The Court of Appeals affirmed the District Court but



was reversed by the United States Supreme Court in 1992. The Supreme Court delineated the legal standard to govern the State's duty to desegregate public universities but left implementation of the standard to the lower courts.

On remand from the Supreme Court the parties again unsuccessfully pursued settlement. A second lengthy trial occurred in 1994 which was followed by the District Court's 1995 decision, plaintiffs' appeal to the Fifth Circuit, and the Class's attempt to go to the Supreme Court. Settlement discussions in 1997 during these appeals were also unproductive. The case returned to the District Court in 1998 where the Board has continued its implementation of the District Court's remedial decree.

The Class and the United States continue to challenge the adequacy of the District Court's remedial decree and the Board's implementation of it. Presently on appeal to the United States Court of Appeals for the Fifth Circuit is a plaintiff challenge under *Ayers* of Board authorization of expanded course offerings for the University of Southern Mississippi – Gulf Coast. Multiple proceedings concerning admissions standards, scholarships, and academic programs await the parties in 2001 if this controversy is not settled. Perpetuating the litigation would further drain higher education resources, interfere with system administration, and strain relationships among university constituencies and public officials.

The compelling impetus for the Governor, the Board, and the Attorney General to execute this Agreement, and for the willingness of the Lieutenant Governor and the Speaker to seek implementation of this Agreement, is achievement of finality for the *Ayers* litigation. Judicial approval of this Agreement is to relieve the Board, and all other defendants, of any

further obligations under the remedial decree. On such approval there will no longer remain any arguable constitutional, statutory or regulatory violation. The only obligations of the Board, and other defendants, arising out of or related to the *Ayers* litigation will be those specified in this Agreement. When this Agreement becomes final, the Board will be free to fulfill its constitutional and statutory duties and responsibilities under Mississippi law wholly unfettered by the *Ayers* litigation except as specified in this Agreement.

## **II. Financial Assistance for Summer Developmental Education Program.**

Student access to the summer developmental education program for certain individuals may be affected by financial considerations. The Board agrees to seek, and the State Legislature is expected to provide, special *Ayers* funding in the amount of \$500,000 annually for five years (FY2002 - FY 2006) and \$750,000 annually for five additional years (FY2007- FY2011) to supplement the financial aid presently available to summer program participants. A pool consisting of such funds will be established in which all IHL universities may participate. Award eligibility will be based on student financial need. The pool will be administered by the Commissioner. If the pool is not fully expended in a given fiscal year, the unexpended portion will be carried forward and applied toward the total for the succeeding fiscal year. Any unexpended funds at the end of fiscal year 2011 shall lapse and revert to the State treasury.

Opportunities for enrollment in the summer program, as well as the other admission opportunities for high school graduates and persons over age 21, are to be widely publicized, including but not limited to press releases and public service announcements. Admissions

and financial aid policies are to be included in materials disseminated to the high schools and in university catalogs. IHL and university websites are to relate the means by which admissions and financial aid policies may be readily obtained.

The commitments of the Board in this section to seek special funding for the summer program over a period of 10 years and to promote publication of its availability do not guarantee the continued existence of the summer program at all Mississippi universities for such a 10-year period. The Board specifically reserves the right to no longer provide the summer program at certain Mississippi universities should future circumstances so warrant.

### **III. Academic Programs.**

ASU, JSU and MVSU are to develop, implement, strengthen, review, and modify the programs identified in paragraphs (a) and (b) below consistent with sound educational practices, the desegregation objectives of *Ayers*, and the resources available over time. The funding to be provided under this Agreement for such program implementation is identified in section VI. Such funding is not, and is not represented to be, adequate to immediately implement or strengthen all of the programs listed. Even if unlimited funding were available, immediate implementation of all the new academic programs would not be educationally practicable or achievable. Through prudent institutional management practices, however, substantial program implementation and enhancement should occur over the 17-year period of special appropriations and supplemental endowment income.

(a) Subject to the provisions of paragraph (c) below, the Board hereby authorizes, or affirms its previous authorization of, over time, the *Ayers* academic programs and related

endeavors below.

*Alcorn State University:*

- (i) Business administration, masters (Natchez);
- (ii) Accounting, masters (Natchez);
- (iii) Finance, bachelors (Lorman);
- (iv) Finance, masters (Natchez);
- (v) Physician assistants, masters (Natchez or Vicksburg);
- (vi) Biotechnology, masters (Lorman);
- (vii) Computer networking, bachelors (Vicksburg); and
- (viii) Environmental science, bachelors (Lorman).

*Jackson State University:*

- (i) Business, Ph.D.;
- (ii) Urban planning, masters;
- (iii) Urban planning, Ph.D.;
- (iv) Social work, Ph.D.;
- (v) Civil engineering, bachelors;
- (vi) Computer engineering, bachelors;
- (vii) Telecommunications engineering, bachelors;
- (viii) Public health, masters;
- (ix) Health care administration, bachelors;
- (x) Communicative disorders, masters;

- (xi) Higher education, Ph.D.;
- (xii) Public health, Ph.D.;
- (xiii) Mississippi Interinstitutional Pharmacy Initiative;
- (xiv) School of Allied Health;
- (xv) School of Public Health; and
- (xvi) School of Engineering.<sup>1</sup>

Mississippi Valley State University:

- (i) History, bachelors;
- (ii) Special education, masters;
- (iii) Special education, bachelors;
- (iv) Computer science, masters;
- (v) Bioinformatics, masters;
- (vi) Leadership administration, masters; and
- (vii) Business administration, masters.

(b) Subject to the provisions of paragraph (c) below, the Board hereby authorizes, or affirms its previous authorization of, over time, enhancements of the academic program areas below.

Alcorn State University:

- (i) Nursing;

---

<sup>1</sup> Graduate programs in civil, computer and telecommunications engineering will be considered for implementation upon accreditation of the baccalaureate engineering programs.

- (ii) Teacher education;
- (iii) Mathematics and sciences (biology, chemistry, physics); and
- (iv) Computer science.

*Jackson State University:*

- (i) Business; and
- (ii) Education.

*Mississippi Valley State University:*

- (i) Biology;
- (ii) Chemistry;
- (iii) Computer science;
- (iv) Mathematics; and
- (v) Special education, masters.

(c) The universities are to submit annually to the Board the budgets for program implementation detailing anticipated expenditures for the subject fiscal year. Institutional access to *Ayers* program funding will be contingent on appropriate institutional identification and specification of contemplated program implementation through the budget process, including projected student enrollments by race. The universities will be required to account to the Board for all program expenditures. The Board will maintain the right to evaluate program implementation in light of program objectives including reservation of the right to direct reallocation of monies, in consultation with the presidents of the historically black universities, to other academic programs and other-race endeavors identified in this

Agreement. Given the considerable period of time covered by this Agreement, the Board further reserves the right to substitute academic programs, in consultation with the presidents of the historically black universities, for those presently identified should future circumstances so warrant.

(d) The president of JSU is authorized to submit for review by the Board an academic program request addressing a Ph.D. program in International Studies, which request will be evaluated by the Board in accordance with the Board's standard policies and practices regarding approval of new academic programs.

#### IV. Endowment.

Publicly-funded and privately-funded endowments are to be created for the benefit of ASU, JSU, and MVSU as set forth below.

(a) Public endowment. A publicly-funded endowment in the amount of \$70,000,000 is to be created over a 14-year period through transfer of the *Ayers* Endowment Trust, or an equivalent amount, to the Board and provision of an additional \$55,000,000 to the Board as set forth in section VI of this Agreement. This endowment will be managed by a seven-person management committee consisting of the presidents of ASU, JSU and MVSU, the Commissioner of Higher Education, two Board members (the president and the president's designee), and a member to be agreed upon by the other six members of the management committee. The income from investment of the endowment will be allocated 28.3% to ASU, 43.4% to JSU, and 28.3% to MVSU. ASU, JSU, and MVSU will be required to utilize such income for other-race marketing and recruitment, including employment of

other-race recruiting personnel and award of other-race student scholarships. The universities may also expend such income on the new academic programs and enhancements identified in section III above. Principal shall never be invaded.

This public endowment is to be managed by the committee and remain under the control of the Board until such time as the historically black university attains a total headcount other-race<sup>2</sup> enrollment of 10% and sustains such a 10% other-race enrollment for a period of three consecutive years. When the historically black university attains such a 10% other-race enrollment, the Board shall transfer to the university its pro rata share of the then existing principal of this endowment. The university's share of principal shall be the same percentage as utilized in the distribution of endowment income. The transfer shall be made as of June 30 of the fiscal year in which the university attained the requisite 10% other-race enrollment for the third consecutive year. If the transfer of endowment principal is made before the endowment is fully funded, subsequent funding of the endowment will be provided directly to the university rather than to the Board.

After transfer of endowment principal, the university shall have the discretion to direct investment of the principal and to expend the income for sound academic purposes such as faculty compensation, academic program enhancements and student scholarships. The university shall be required to submit annually to the Board the budgets for expenditure of such income.

---

<sup>2</sup> In this Agreement "other-race" refers to persons who are not African-American.



Should any historically black university not achieve the 10% headcount level set forth above by the fall semester of 2018, the income from the endowment shall continue to be allocated to the university upon a determination by the Board each year that said university is making a good faith effort to increase other-race enrollment until such enrollment reaches the 10% level. Showing of a good faith effort shall include, among other factors, the plans, expenditures, and activities addressing other-race recruitment and retention. Upon achievement of the 10% level, the endowment income shall be vested in the university.

(b) Private endowment. The Board will undertake to establish a privately-funded endowment over a seven-year period in the amount of \$35,000,000. This endowment will be managed by the same seven-person management committee managing the public endowment identified in paragraph (a) above. The income from investment of the endowment will be allocated 28.3% to ASU, 43.4% to JSU, and 28.3% to MVSU. ASU, JSU, and MVSU are to utilize such income for the same purposes as the above-described public endowment. Principal shall never be invaded. The Board covenants to use its best efforts to obtain the necessary pledges totaling \$35,000,000, but the inability to do so shall not be cause for setting aside this Agreement or for the imposition of any additional obligations on the Board.

The privately-funded endowment is to be managed by the committee and remain under the control of the Board until such time as the historically black university attains a total headcount other-race enrollment of 10% and sustains such a 10% other-race enrollment for a period of three years. When the historically black university attains such a 10% other-

race enrollment, the Board shall transfer to the university's private foundation the university's pro rata share of the then existing principal of this endowment. The university foundation's share of principal shall be the same percentage as utilized in the distribution of endowment income. The transfer shall be made as of June 30 of the fiscal year in which the university attained the requisite 10% other-race enrollment for the third consecutive year. If the transfer of endowment principal is made before the endowment is fully funded, subsequent donations will be made directly to the university's private foundation rather than to the Board. After transfer of endowment principal, the university foundation shall have the discretion to direct investment of the principal and to expend the income; provided, however, that the expenditures must be for sound academic purposes such as faculty compensation, academic program enhancements and student scholarships.

Should any historically black university not achieve the 10% headcount level set forth above by the fall semester of 2018, the income from the endowment shall continue to be allocated to the university upon a determination by the Board each year that said university is making a good faith effort to increase other-race enrollment until such enrollment reaches the 10% level. Showing of a good faith effort shall include, among other factors, the plans, expenditures, and activities addressing other-race recruitment and retention. Upon achievement of the 10% level, the endowment income shall be vested in the university.

#### **V. Capital Improvements.**

(a) The capital improvement projects identified below are hereby authorized for the respective universities in the estimated amounts indicated. Total funding for such

facilities and projects may not exceed \$75 million. Such funding is to be provided over time as set forth in section VI of this Agreement.

*Alcorn State University:*

- (i) Equipment for MBA program in Natchez (\$1.1 million);
- (ii) New fine arts center in Natchez (\$9.0 million);
- (iii) Repair and renovation of Dumas Hall to assist in pursuit of accreditation of business program (Lorman) (\$3.5 million);
- (iv) Purchase of property to improve security and access to Lorman campus (\$1.0 million); and
- (v) Biotechnology building (Lorman) (\$10.5 million).

*Jackson State University:*

- (i) Engineering building (\$20.0 million); and
- (ii) Allstate building (\$3.3 million).

*Mississippi Valley State University:*

- (i) Library enhancements (\$5.0 million);
- (ii) Science and technology building (\$16.7 million);
- (iii) Landscape and drainage (\$3.0 million); and
- (iv) Repairs and renovations (\$1.9 million).

(b) The cost estimates for the anticipated projects broadly described in paragraph (a) above are estimates only which have not been fully substantiated. Final project authorization will be dependent on university provision of complete details of project scope and the associated costs by category. If the final capital expenditure authorization for a

project is less than that presently estimated, the Board will dedicate that difference to other capital projects at that university. In no event, however, will the Board, or the State, be obligated under this Agreement to provide an amount of capital funds greater than that set forth in paragraph (a) above, or under circumstances different than set forth in section VI below. The order of project implementation is to be in the discretion of the Board. Further, because funding is to be provided through fiscal year 2006, the Board reserves the right to substitute capital projects, in consultation with the presidents of the historically black universities, for those presently identified should future circumstances so warrant.

#### **VI. Funding.**

The Board follows established procedures in making annual requests of the State Legislature for funding of the IHL system's operational and capital improvements needs. In addition to such regular funding, the State Legislature is expected to provide the special funding necessary to implement the commitments contained in this Agreement. Except for the private endowment referenced in section IV of this Agreement, all funds necessary to implement every commitment in this Agreement must come from, and only from, (i) State bond revenues earmarked as "*Ayers* bond revenues," and (ii) special legislative appropriations earmarked as "*Ayers* settlement funds" – and not from other State bond revenues or legislative appropriations for public higher education. It is specifically agreed and understood that the designated special *Ayers* funding arising out of this Agreement does not supplant regular funding for ASU, JSU, and MVSU.

The Board will seek, and the State Legislature is expected to provide, special *Ayers*

funding<sup>3</sup> as follows:

(a) Summer Developmental Program. Commencing with fiscal year 2002 and ending no later than fiscal year 2011, annual *Ayers* appropriations are to be provided to the Board in the amounts of \$500,000 in fiscal years 2002 through 2006 and \$750,000 in fiscal years 2007 through 2011 for establishment of the student financial assistance pool identified in section II above.

(b) Academic Programs. Commencing with fiscal year 2002, annual *Ayers* appropriations are to be provided to ASU, JSU and MVSU for a period of 17 years in the total amount of \$245,880,000 for the purposes identified in section III above. For fiscal year 2002, the total annual appropriation will be \$16,946,000, which will be allocated \$3,112,000 to ASU, \$10,485,000 to JSU and \$3,349,000 to MVSU. Thereafter, total annual *Ayers* appropriations will be provided and allocated to each historically black university as follows:

	<u>FY 2003 - FY 2008</u>	<u>FY 2009 - FY 2014</u>	<u>FY 2015 - FY 2018</u>
ASU	\$ 4,350,000	\$ 2,900,000	\$ 1,450,000
JSU	\$11,500,000	\$ 7,667,000	\$ 3,833,000
MVSU	\$ <u>4,350,000</u>	\$ <u>2,900,000</u>	\$ <u>1,450,000</u>
Total	\$20,200,000	\$13,467,000	\$ 6,733,000

(c) Public Endowment. The public endowment specified in section IV(a) above in the total amount of \$70 million is to be created over 14 years as follows: Commencing with fiscal year 2002, the Legislature is to appropriate to the Board \$5,000,000 per year for

---

<sup>3</sup> Attached hereto as exhibit A is a summary schedule of the special *Ayers* funding more fully described in the text.

11 years, for a total of \$55,000,000, from interest earned on the Working Cash-Stabilization Reserve Fund existing pursuant to *Miss. Code Ann.* § 27-103-203. After the eleventh year, the *Ayers* Endowment Trust of \$15,000,000 presently existing within the Working Cash-Stabilization Reserve Fund pursuant to *Miss. Code Ann.* § 37-101-27 will be terminated through special appropriations of \$5,000,000 annually for three years to the Board, or to ASU, JSU or MVSU directly if the other-race enrollment requirements specified in section IV(a) above have been met at that time.

From fiscal year 2002 through fiscal year 2012, ASU, JSU and MVSU will continue to receive the income attributable to the funds earmarked as the *Ayers* Endowment Trust. Such income will be allocated to each university for expenditure consistent with the provisions of section IV(a) above. Further, as the public endowment is established over time pursuant to section IV(a) above, ASU, JSU and MVSU will receive the income from investment of the endowment annually.

(d) Capital Improvements. Commencing with fiscal year 2002 and continuing through fiscal year 2006, the State is to provide \$15,000,000 per year, for a total of \$75,000,000, to the Board for implementation of capital improvement projects identified in section V of this Agreement. Priorities for the allocations of such funds among ASU, JSU and MVSU will be determined by the Board in consultation with the presidents of these universities. The parties recognize that the total funding for capital improvements of \$75,000,000 may be allocated by the Board on some basis other than \$15,000,000 annually to assure educationally sound expenditure of the funds.

(e) July 6, 2000 Order. The \$3.6 million frozen by the District Court's July 6, 2000 order is to be released. Such funds are to be divided equally between ASU and MVSU. These funds are to be used for the purposes identified in section III of this Agreement.

(f) Attorneys' fees. The Board deposited \$250,000 in the registry of the United States District Court for the Northern District of Mississippi pursuant to the District Court's December 19, 2000 order addressing interim attorneys' fees. The Clerk has disbursed this sum to the private plaintiffs pursuant to the December 19, 2000 order. Such \$250,000 sum is to be applied to the Board's obligation to pay attorneys' fees addressed in section IX below.

Additionally, pursuant to section IX below and within 60 days of this Agreement having become final as provided in section X below, the State Legislature is to provide \$1,000,000 to the Board for payment of attorneys' fees. Thereafter, in fiscal year 2004, the State Legislature is to provide an additional \$1,250,000 to the Board for complete satisfaction of the total attorneys' fees maximum obligation of \$2,500,000. Payments by the Board of such attorneys' fees will be made as set forth in section IX below.

## **VII. JSU as a Comprehensive University.**

JSU presently offers a broad array of academic programs which include professional programs and graduate programs through the doctoral level. JSU is assuming a leadership role within Mississippi higher education in the field of public health, JSU's service area is greater than the Jackson metropolitan area, and JSU is significantly involved in organized research activities. Accordingly, the Board agrees that JSU should be recognized as a

comprehensive university.

It is agreed by the parties that JSU's use of the comprehensive description does not imply any change in JSU's institutional mission classification. Institutional mission designations are not being addressed by this Agreement. The Board reserves the right in its sole discretion to hereafter change the mission classifications of any or all universities.

Such additional programs, facilities and other resources to which JSU is entitled because of and arising out of this comprehensive recognition are set forth in this Agreement. Nothing herein shall prevent JSU from hereafter submitting for consideration by the Board academic programs consistent with this comprehensive recognition. The Board reserves the right to allocate programs, facilities and resources to the institutions of higher learning on the basis of the availability of resources and in conformity with the Board's overall responsibility to supervise and control the institutions of higher learning.

#### **VIII. Mississippi Veterans Memorial Stadium and the Universities Center.**

Mississippi Veterans Memorial Stadium is to be designated as the home of the JSU Tigers. Membership on the Mississippi Veterans Memorial Stadium Commission will be afforded to the president of JSU or his designee. The State Legislature is expected to enact the legislation necessary to effect these changes. The Stadium Commission should provide appropriate signage.

Subject only to the Board, JSU is to have control over the facility often referred to as the Universities Center.



**IX. Attorneys' Fees.**

On securement of the requisite funding from the State Legislature, the Board agrees to pay to private plaintiffs attorneys' fees, costs and expenses of \$2,500,000. This total of \$2,500,000 includes the interim attorneys' fee of \$250,000 previously deposited in the registry of the United States District Court for the Northern District of Mississippi pursuant to the District Court's December 19, 2000 order addressing interim attorneys' fees. The class representative (Congressman Thompson) and Class counsel Byrd, Derfner and Pressman specifically represent that North Mississippi Rural Legal Services, The Center for Law and Education, and Alvin O. Chambliss, Jr. have knowledge of these provisions (i) that the *Ayers* defendants' obligations for attorneys' fees, costs and expenses will be fully satisfied on payment of \$2,500,000 as provided in this section IX and section VI above, and (ii) that no present or former counsel for the Class, or member of the Class, may seek attorneys' fees, costs and expenses other than as set forth in this Agreement.

Payments by the Board of such attorneys' fees will be in accordance with the schedule stipulated in section VI above. The Board will make such payments into the registry of the United States District Court for the Northern District of Mississippi. The Clerk will in turn disburse such funds as directed by the District Court.

**X. Dismissal of Action and Settlement Implementation.**

**A. Parties' Approval of Agreement.**

The actions promised in this Agreement are solely to achieve a compromise settlement of claims asserted by the Class and the United States and disputed by the Board and other

defendants. The Agreement constitutes the entire agreement among the parties. No representations, warranties or inducements have been made to any party concerning the Agreement other than those memorialized herein. The Class Representative, Class Counsel, and the defendants, and each of them, shall represent that the Agreement is fair and reasonable and is the result of arms-length negotiations.

All parties and counsel shall use their best efforts to cause the District Court to give preliminary approval to the Agreement as promptly as possible, to take all steps contemplated by the Agreement to effectuate the Agreement on the stated terms and conditions and, further, to obtain final approval of the Agreement. Specifically, the Class Representative and Class Counsel agree to recommend the settlement contained in the Agreement as being in the best interests of the Class Members under the circumstances. No Class Member, however, other than the Class Representative, shall be precluded from questioning or objecting to the Agreement at the hearing for final approval thereof by the Court, notwithstanding Class Counsel's recommendation. The parties and their counsel agree not to solicit, request, or advise Class Members to object to the Agreement or to arrange representation for Class Members objecting to the Agreement.

**B. Preliminary Court Approval of Agreement.**

Promptly after execution of this Agreement, but in no event later than 10 days after the execution of this Agreement, the parties by joint motion shall submit the Agreement to the District Court requesting that the Court enter an order granting preliminary approval of the Agreement. The District Court shall be requested to direct the giving of notice to the

Class and to schedule a fairness hearing. In the event the Court declines to preliminarily approve the Agreement, or to find the Agreement provides an adequate basis for issuing notice and scheduling a fairness hearing, then the entire Agreement shall become null and void unless the parties promptly agree in writing to other mutually satisfactory settlement provisions and agree to proceed with the Agreement, subject to approval by the Court.

**C. Final Judgment.**

At the final hearing on fairness, adequacy, and reasonableness of the settlement as set forth in this Agreement, the parties, and each of them, agree to cooperate in good faith to achieve the expeditious approval of the settlement, and shall request the Court to grant final approval of the Agreement and to enter judgment thereon ("Judgment"). In order to satisfy the requirements of the Agreement, the Judgment must include, by specific statement or by reference to the Agreement to the extent permitted by law and the rules of court, provisions which:

1. Affirm certification of the proceeding as a class action pursuant to Rule 23 of the Fed. R. Civ. P. with the Class as previously defined by the Court;
2. Find that the notice given to Class Members satisfied the requirements of both Rule 23, Fed. R. Civ. P., and due process, and that the Court has jurisdiction over the Class;
3. Find that the Agreement is fair, adequate, and reasonable in all respects;
4. Find that the Class Representative, and all Class Members, have released all claims, all as set forth in the Agreement;

5. Order that the State shall implement the Settlement Agreement, including providing the funding designated in section VI and exhibit A to this Agreement;
6. Incorporate the Agreement within the Judgment to enable the District Court to exercise jurisdiction over any subsequent dispute involving the Agreement;
7. Find that on judicial approval of the Agreement, including the commitments contained therein, the defendants, and the State of Mississippi, shall be in full compliance with the law, and that, therefore, there are no continuing State policies or practices, or remnants, traceable to *de jure* segregation, with present discriminatory effects which can be eliminated, altered or replaced with educationally sound, feasible and practical alternatives or remedial measures; and, further, that this finding shall extend to all facets of the case and to all facets of public higher education under the direction, supervision or control of the Board;
8. Dismiss on the merits and with prejudice (i) all claims set forth in the complaint, as amended, (ii) all claims set forth in the complaint-in-intervention, and (iii) all claims of racial discrimination asserted before the Court throughout the pendency and trials of the action including, without limitation, claims of system or institutional aspects, features, policies and practices alleged to be remnants of the *de jure* system. (See 879 F. Supp. at 1496, et seq.).

**D. Finality of Agreement.**

This Agreement shall become final upon the occurrence of all of the following three events: (i) approval of the Agreement in all respects by the District Court as required by Rule 23(e) of the Fed. R. Civ. P.; (ii) entry of the Judgment as provided for above; and (iii) expiration of the time for appeal or to seek permission to appeal from the District Court's

approval of the Agreement and entry of Judgment or, if the Judgment is appealed, affirmance of the approval of the Agreement and the Judgment in their entirety by the court of last resort to which such appeal has been taken with such affirmance no longer being subject to further appeal or review.

The Agreement shall be binding upon the successors and assigns of the parties and shall inure to their benefit.

**E. Dismissal of Appeal.**

On this Agreement becoming final as set forth in subsection D above, the appeal pending before the United States Court of Appeals for the Fifth Circuit from the District Court's order of November 29, 1999, addressing the University of Southern Mississippi – Gulf Coast shall be dismissed with prejudice.

**F. Enforcement.**

The parties, including each Class Member, irrevocably submit to the exclusive jurisdiction of the United States District Court for the Northern District of Mississippi, any suit, action, proceeding or dispute arising out of or relating to the Agreement (including any alleged nonperformance of the Agreement or the Judgment) or to the applicability of the Agreement. All parties agree that the District Court has complete jurisdiction and power to enforce this Agreement. The parties intend by this paragraph to vest the District Court with full jurisdiction for enforcement as contemplated by the case of *Kokkonen v. Guardian Life Ins. Co.*, 511 U.S. 375 (1994).

**G. Disclosure of Agreement Implementation.**

No later than October 1 of each year, the Board, through counsel, shall provide to lead counsel for the private plaintiffs and counsel for the United States line item reports reflecting the following: (i) *Ayers* bond revenues and settlement funds requested; (ii) *Ayers* bond revenues and settlement funds obtained; (iii) *Ayers* bond revenues and settlement funds expended; (iv) institutional enrollments by race at each public university; (v) by race and university, the number of participants in the summer program, the number of participants satisfactorily completing the program, and the number of successful participants enrolling in the following fall term; (vi) by race and university, the number of persons receiving funding pursuant to section II of this Agreement, the total amount of funding received by each university and the standards used in distributing the funds; (vii) by university, the facilities projects receiving funding under section V of this Agreement, together with identification of those projects completed; (viii) by university, the academic programs receiving funding under section VI(b) of this Agreement; and (ix) the amount of private endowment raised and the amounts of public and private endowment income distributed to each university pursuant to section IV of this Agreement. Such annual disclosures will address the specified items regarding the immediately preceding fiscal year and will also include a cumulative summary of such items to date.

**H. Effect of Non-Approval, Cancellation and Termination of Agreement.**

If the District Court does not enter an order preliminarily approving settlement, or does not enter the final Judgment contemplated by this Agreement, or if the Court enters the


Judgment and appellate review is sought, and upon appellate review such Judgment is reversed, or is modified so as to change any of the material terms of the Agreement, then the Agreement shall be automatically canceled and terminated unless the parties hereto otherwise agree at such time.

If the Agreement is not approved or is canceled or terminated, or fails to become effective for any reason, then the parties to the Agreement shall each be deemed to have its or their respective status as of the date and time immediately prior to the Agreement, and the parties shall proceed in all respects as if the Agreement and any related orders had never been executed or entered.

In the event the Agreement is not approved, or is canceled or terminated, or fails to become effective for any reason, then the Agreement shall be void and have no continuing effect, and no reference to the fact of an Agreement or the terms thereof shall be made in the District Court, or in any other court, nor sought to be used by any person in any proceeding against any of the defendants as an admission or indication or evidence of any constitutional or statutory or regulatory violation.

Executed this 29<sup>th</sup> day of March, 2001, by the persons and entities set forth below.

THE PRIVATE PLAINTIFFS

By:   
Bennie G. Thompson, Individually  
and as Class Representative on Behalf  
of the Class

THE UNITED STATES OF AMERICA

By: John R. Moore  
William R. Yeomans

Acting Assistant Attorney General

John R. Moore

Special Litigation Counsel

LeVern M. Younger

K. Heshima White

Attorneys

U. S. Department of Justice

Civil Rights Division

Ronnie Musgrove  
RONNIE MUSGROVE  
Governor, State of Mississippi


Mike Moore  
MIKE MOORE  
Attorney General, State of Mississippi

THE BOARD OF TRUSTEES OF STATE  
INSTITUTIONS OF HIGHER LEARNING

By: Carl Nicholson, Jr.  
Carl Nicholson, Jr., President



APPROVED:




Isaac K. Byrd, Jr.

Robert Pressman

Armand Derfner

COUNSEL FOR THE CLASS



Peyton D. Prospere

COUNSEL FOR THE GOVERNOR



William F. Goodman, Jr.

Paul H. Stephenson, III

Watkins & Eager PLLC

Jackson, Mississippi

COUNSEL FOR THE BOARD OF

TRUSTEES OF STATE INSTITUTIONS

OF HIGHER LEARNING

**Summary Schedule of Ayers Funding<sup>1</sup>**  
**Fiscal Years 2002 - 2018**

	<u>FY 2002</u>	<u>FY 2003</u>	<u>FY 2004</u>	<u>FY 2005</u>	<u>FY 2006</u>	<u>FY 2007</u>
Student Fin'l Assistance	\$ 500	\$ 500	\$ 500	\$ 500	\$ 500	\$ 750
Academic Programs	16,946	20,200	20,200	20,200	20,200	20,200
Public Endowment	5,000	5,000	5,000	5,000	5,000	5,000
Capital Improvements	15,000	15,000	15,000	15,000	15,000	—
Attorneys' Fees	<u>1,000</u>	<u>—</u>	<u>1,250</u>	<u>—</u>	<u>—</u>	<u>—</u>
Total	\$ 38,446	\$ 40,700	\$ 41,950	\$ 40,700	\$ 40,700	\$ 25,950

	<u>FY 2008</u>	<u>FY 2009</u>	<u>FY 2010</u>	<u>FY 2011</u>	<u>FY 2012</u>	<u>FY 2013</u>
Student Fin'l Assistance	\$ 750	\$ 750	\$ 750	\$ 750	—	—
Academic Programs	20,200	13,467	13,467	13,467	13,467	13,467
Public Endowment	5,000	5,000	5,000	5,000	5,000	—
Capital Improvements	—	—	—	—	—	—
Attorneys' Fees	<u>—</u>	<u>—</u>	<u>—</u>	<u>—</u>	<u>—</u>	<u>—</u>
Total	\$ 25,950	\$ 19,217	\$ 19,217	\$ 19,217	\$ 18,467	\$ 13,467

---

<sup>1</sup> Dollars stated in thousands.

**Summary Schedule of Ayers Funding  
Fiscal Years 2002 - 2018 (Cont'd)**

	<u>FY 2014</u>	<u>FY 2015</u>	<u>FY 2016</u>	<u>FY 2017</u>	<u>FY 2018</u>	<u>17-Year Total</u>
Student Fin'l Assistance	-	-	-	-	-	\$ 6,250
Academic Programs	13,467	6,733	6,733	6,733	6,733	245,880
Public Endowment	-	-	-	-	-	55,000 <sup>2</sup>
Capital Improvements	-	-	-	-	-	75,000
Attorneys' Fees	<u>-</u>	<u>-</u>	<u>-</u>	<u>-</u>	<u>-</u>	<u>2,250</u>
Total	\$ 13,467	\$ 6,733	\$ 6,733	\$ 6,733	\$ 6,733	\$ 384,380
Funding thru FY 2001						<u>83,856</u> <sup>3</sup>
Total Public Funding						\$ 468,236
Privately Funded Endowment						<u>35,000</u>
Total Settlement Funding						\$ <u>503,236</u> <sup>4</sup>

<sup>2</sup> The total public endowment being created under the settlement is \$70,000,000. See footnote 3 addressing transfer of funds presently constituting the *Ayers* Endowment Trust.

<sup>3</sup> This total includes \$15,000,000 presently earmarked in the Working Cash-Stabilization Reserve Fund as the *Ayers* Endowment Trust. The designation as trust funds is to be removed in FY 2013 and \$5,000,000 is to be appropriated annually in fiscal years 2013, 2014 and 2015 to complete creation of the \$70,000,000 public endowment. The \$83,856,000 total also includes \$15,000,000 appropriated for property acquisition by JSU pursuant to paragraph 6 of the District Court's remedial decree and \$9,600,000 appropriated for construction of a facility in Natchez to house ASU's MBA program pursuant to paragraph 10 of the remedial decree. In addition to other funding under the remedial decree, the \$83,856,000 total further includes \$250,000 paid as interim attorneys' fees.

<sup>4</sup> This total does not include the income from the *Ayers* Endowment Trust or the income from the investment of the public and private endowments which ASU, JSU, and MVSU will be receiving over the 17-year period covered by the Settlement Agreement.